

Technical Data

FLX-600/1100 Coolant- and Light Oil Mist Filter

Coolant- and Oil Mist

FLX mechanical oil mist filter is designed to eliminate coolant or light oil mist from lathing, milling, drilling, sawing, watercutting, etc. With HEPA H13 filter an over 99,95% filtration efficiency is achieved.

Direct Mounting to the Machine

The FLX filter is designed to be mounted directly to the machine. When you switch the machine on the filter fan will also start. No costly duct work or complicated electric installation. Simple and efficient!

Seven Step Filtration

Coolant or Oil mist is efficiently filtrated in 7 steps. 1) Inlet chamber with pre-separator. 2) Aluminum mesh filter. 3) EU-5 glasfibre fleece.

4) Hydrofilter (impinger). 5) EU-5 glasfibre fleece. 6) Aluminum mesh filter. 7) HEPA H13 filter (for coolant mist). Filter 1,2,4 and 6 are washable. Filter 3 and 5 are to be replace when the airflow is too low. When it doesn't help you need to replace the HEPA H13 Filter.

Low Noise Level.

FLX is as Standard equipped with built in Silencer. The Noice Level is just 60 dB(A).

Accumulated Liquid. The accumulated liquid is drained back to the machine through two return-pipes in the bottom of the FLX filter.

40 years Experience of Design and Manufacturing at Your Service!

The Plymouth products are a combination of well-proven technique and progressive new ideas.



	Art. Nr.
FLX-600. Complete Unit with Filter, Fan and Silencer. 3-Phase/0.75 kW/400V/50Hz. 1020(W)x665(H)x435(D)mm. 65 kg	P-268
FLX-1100. Complete Unit with Filter, Fan and and Silencer. 3-Phase/1.1kW/400V/50Hz. 1020(W)x755(H)x515(D)mm. 70 kg	P-269
Exchange Filter Fleece F-5 for FLX 600. Set of 10 pcs.	P-313
Exchange Filter Fleece F-5 for FLX 1100. Set of 10 pcs.	P-314
Replacement Filter HEPA H13 for FLX 600	P-316
Replacement Filter HEPA H13 for FLX 1100	P-317

How to choose the right size of Oil/Coolant Mist Filter.

Around 0.5m/sec. in the opening of a lathe or milling machine is needed to stop coolant mist from coming out when the door is open .

To choose the right Filter you just need to measure the width and height of the opening, when the door is open. Multiply the figures with each other. With the measure in m² you can find the right Filter in the table below.

If you intend to have several machines on one Filter you just add the m² measures and check below.

Machire /Machines Opening size m ²	Air Volume/hour	Filter
0.25m ²	450m ³ /h	NX-400 or FLX-600 o r NX-600
0.5m ²	900m ³ /h	FLX-1100 o r NX-1000
0.75m ²	1350m ³ /h	FLX-1100 or NX-1000 o r NX-2000
1m ²	1800m ³ /h	NX-2000
1.25m ²	2250m ³ /h	NX-2000
1.5m ²	2700m ³ /h	NX-4000
1.75m ²	3150m ³ /h	NX-4000
2m ²	3600m ³ /h	NX-4000 or NX-6000
2.25m ²	4050m ³ /h	NX-4000 or NX-6000
2.5m ²	4500m ³ /h	NX-6000
2.75m ²	5000m ³ /h	NX-6000
3m ²	5500m ³ /h	NX-6000
3.25m ²	6000m ³ /h	NX-6000
3.5m ²	6500m ³ /h	NX-8000
3.75m ²	7000m ³ /h	NX-8000

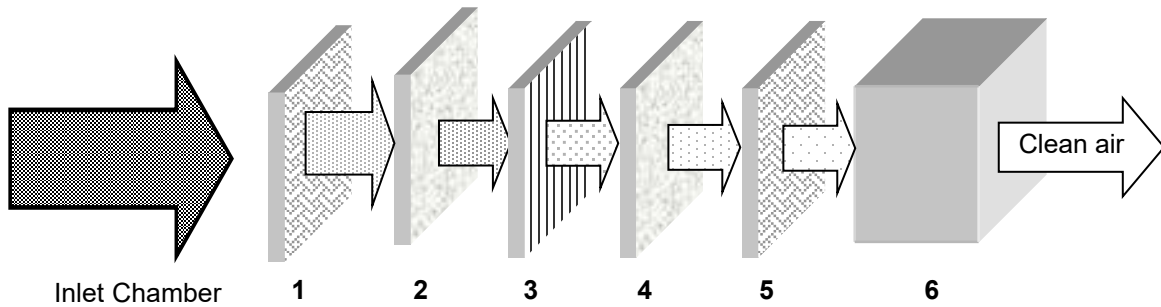
Always choose the next larger size if you are unsure and if there are a lot of fine particles in the mist.

If you need further advice don't hesitate to contact our special lists on: info@plymoth.com or tel. +46 (0) 40 70015.

Initial Airflow with 1.5m dia. 160mm Ducting:
FLX-600 ca. 850m³/h.
FLX-1100 ca. 1400m³/h.

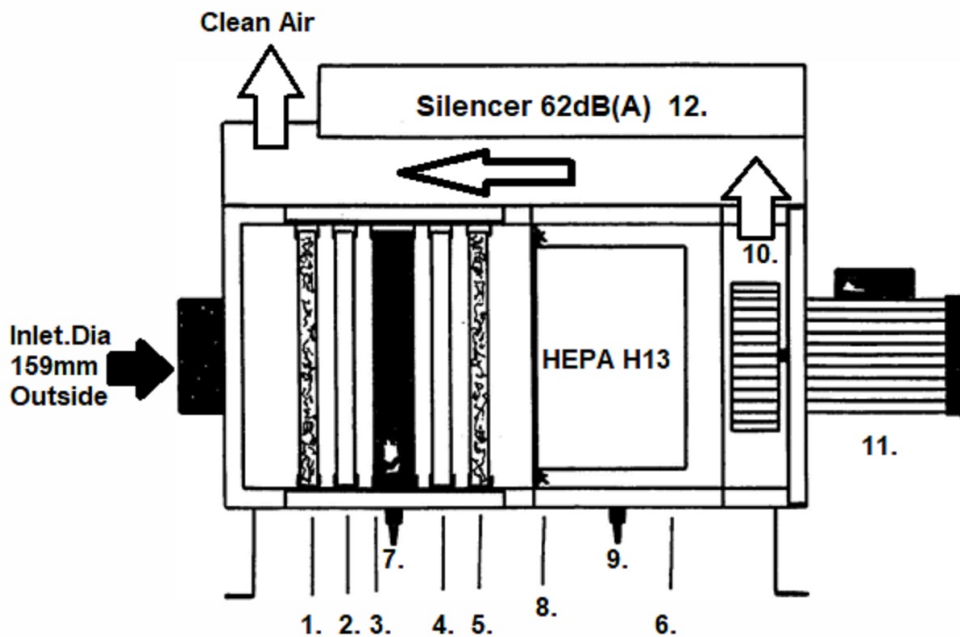
1.3 Unit Description NX-600/1100.

Filters.




Filter Box.

The Filter Unit is made of powder coated steel sheet with integrated feet and dia. 159mm Inlet tube. At the bottom 2xoutlet pipes for the cleaned liquid. 3-phase fan with silencer. Only 62 dB(A) at 2m distance



1. Aluminum Mesh Filter (washable).
2. EU5 Glass-fiber Fleece.
3. Impinger Filter (Labyrinth Filter) washable.
4. EU5 Glass-fiber Fleece.
5. Aluminum Mesh Filter (washable).
6. HEPA H13 Filter.
7. Liquid Outlet with nipple.
8. 2xLocker for HEPA H13 filter.
9. Liquid Outlet nipple.
10. Impellar.
11. 3-phase Motor.
12. Silencer.

Main Measures



	L	L1	H	T	Motor	Inlet Outside
FLX- 600	955mm	740mm	700mm	435mm	380-420V/50Hz 0,75kW	Dia. 159mm
FLX-1100	1.020mm	740mm	790mm	515mm	1,1kW	Dia. 159mm

1.4 Installation.

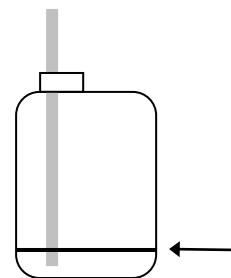
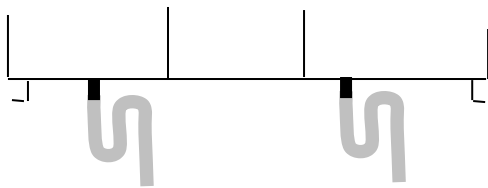
The installation site is to be selected in such a way that the tubing is as short as possible. The ducting, bends and hoses must be oil tight and oil proof.

If possible mount the unit on a bracket fixed to the machine or the floor. Let the ducting lean slightly downwards from the FLX so contaminated liquid, which can condense in the ducting, can flow back to the machine. It helps the filters to last longer.

Mount an adjustable damper close to the inlet of the FLX. When you have started the FLX unit and the machine, you adjust the damper so no mist will come out when the machine door is open.

The filtered liquid will come out through 2 outlets with nipples, at the bottom of the FLX. Each nipple shall be equipped with a "Water Trap" type Siphon to avoid that air will be drawn in through them.

The clean liquid can be returned to the machine or be collected in a container.






Declaration of conformity

We, J. Plymoth AB, declare under our sole responsibility that the product lines **WF-Eco, MF-F9/HEPA, MF-Active Carbon, MF-HEPA/W3 18M2, MF-Eco/F9, MF-Eco/HEPA, MF-Filter-Tables, MF-Eco Filter-Tables, FK-Mesa Backdraft Filter-Tables, MKF Filter-Tables, Labbe, MF-Lab, MF-Eco Lab, CF Central Filters, FLX-Filters, Mobi-Oil, NX-Filters, Denta-Flex, Fica-Flex and VBF-Office** to which this declaration relates are in conformity with Directives 2006/42/EC, 2014/30/EU, 2011/65/EU and Standards EN 60204-1:2006, EN ISO 12100:2010, EN ISO 15012-1:2013, EN 61000-6-2:2005, EN 61000-6-3:2007, EN ISO 20607:2019.

J. Plymoth AB
Traryds Allen 4D
28772 Traryd


Jenny Nilsson
Verkställande Direktör

2023-01-01