

Technical Data

NX-6000/8000 with Fan for Coolant/Oil Mist.

Coolant or Oil Mist.

NX mechanical oil mist filter is designed to eliminate coolant or oil mist from lathing, milling, drilling, sawing, water cutting etc.



Filter Cassettes.

NX-6000/8000 oil mist filters are equipped with 3/2 self-draining Filter Cassettes of Nailed Glass-Fiber and 3/2 HEPA H13 Filters. Each filter has a separate pressure gauge (manometer). Over 99,95% filter efficiency. The cleaned air can be re-circulated into the premises. Keeps heating costs down.

Application.

NX-6000 is for 2-10 machines. NX-8000 is for 4-12 machines.

Complete Unit

NX is a complete unit of powdercoated steel sheet with Filter Cassettes, HEPA H13 Filters and Fans. Inlet from left or right with inlet flange with inside measure D.400 mm and cover for the not used inlet. Oil return pipe with 1 inch outside thread.

	Art.Nr.
NX-6000 Filter with 3 Fans 3-phase/3x2,2 kW/400V50Hz for Coolant and Oilmist incl. filterbox and legs of powder painted steel sheet, oil return pipe with 1"outside thread, inlet from the right or left with 400mm inlet flange (inside measure) and cover plate for the not used inlet side, fans 3-phase/3x2,2 kW/400V/50Hz, 3+3 filter cassettes of nailed glass-fiber (3x10m ²) and (3x8m ²), HEPA H13 filter 3x22m ² and 9 pcs pressure gauges. Measurements: 2100x2100x750mm.	P-636
NX-8000 Filter with 2 Fans 3-phase/2x4 kW/400V/50Hz for Coolant and Oilmist incl. filterbox and legs of powder painted steel sheet, oil return pipe with 1"outside thread, inlet from the right or left with 400mm inlet flange (inside measure) and cover plate for the not used inlet side, 2 fans 3-phase/2x4 kW/400V/50Hz, 2+2 filter cassettes of nailed glass-fiber (2x21 m ²) and (2x15 m ²), HEPA H13 filter 2x44m ² and 6 pcs pressure gauges. Measurements: 2100x1700x900mm	P-640
Replacement Filter Cassette of Nailed Glass-Fiber (10m² EU-5). First from the bottom for NX-2000/6000 (NX-6000 3 pcs).	P-318
Replacement Filter Cassette of Nailed Glass-Fiber (8m² EU-5/9) Second from the bottom for NX-2000/6000 (NX-6000 3 pcs). Is used as the only cassette for NX-1000.	P-319
Replacement Filter Cassette of Nailed Glass-Fiber (21 m² EU-5) First from the bottom for NX-4000/8000 (NX-8000 2 pcs).	P-320
Replacement Filter Cassette of Nailed Glass-Fiber (15 m² EU-9) Second from the bottom for NX-4000/8000 (NX-8000 2pcs).	P-321
Replacement HEPA H13 Filter 22m² (99,95%) for NX-1000/2000/6000 (NX-6000 3 pcs).	P-264
Replacement HEPA H13 Filter 44m² (99,95%) for NX-4000/8000 (NX-8000 2 pcs).	P-266

How to choose the right size of NX Filter.

Around 0.5m/sec. in the opening of a lathe or milling machine is needed to stop coolant mist from coming out when the door is opened.

To choose the right NX Filter you just need to measure the width and height of the opening, when the door is open. Multiply the figures with each other. With the measure in m2 you can find the right NX Filter in the table below.

If you intend to have several machines on one NX Filter you just add the m2 measures and check below.

To get 0.5m/sec. air velocity in the opening of the machine, the following NX Filters are recommended:

Machin/Machines Opening size m2	Air Volume/hour	NX Filter
0.25m2	450m3/h	NX-400 or NX-600
0.5m2	900m3/h	NX-1000
0.75m2	1350m3/h	NX-1000 or NX-2000
1m2	1800m3/h	NX-2000
1.25m2	2250m3/h	NX-2000
1.5m2	2700m3/h	NX-4000
1.75m2	3150m3/h	NX-4000
2m2	3600m3/h	NX-4000 or NX-6000
2.25m2	4050m3/h	NX-4000 or NX-6000
2.5m2	4500m3/h	NX-6000
2.75m2	5000m3/h	NX-6000
3m2	5500m3/h	NX-6000
3.25m2	6000m3/h	NX-6000
3.5m2	6500m3/h	NX-8000
3.75m2	7000m3/h	NX-8000

Always choose the next larger size if you are unsure and if there are a lot of fine particles in the mist.

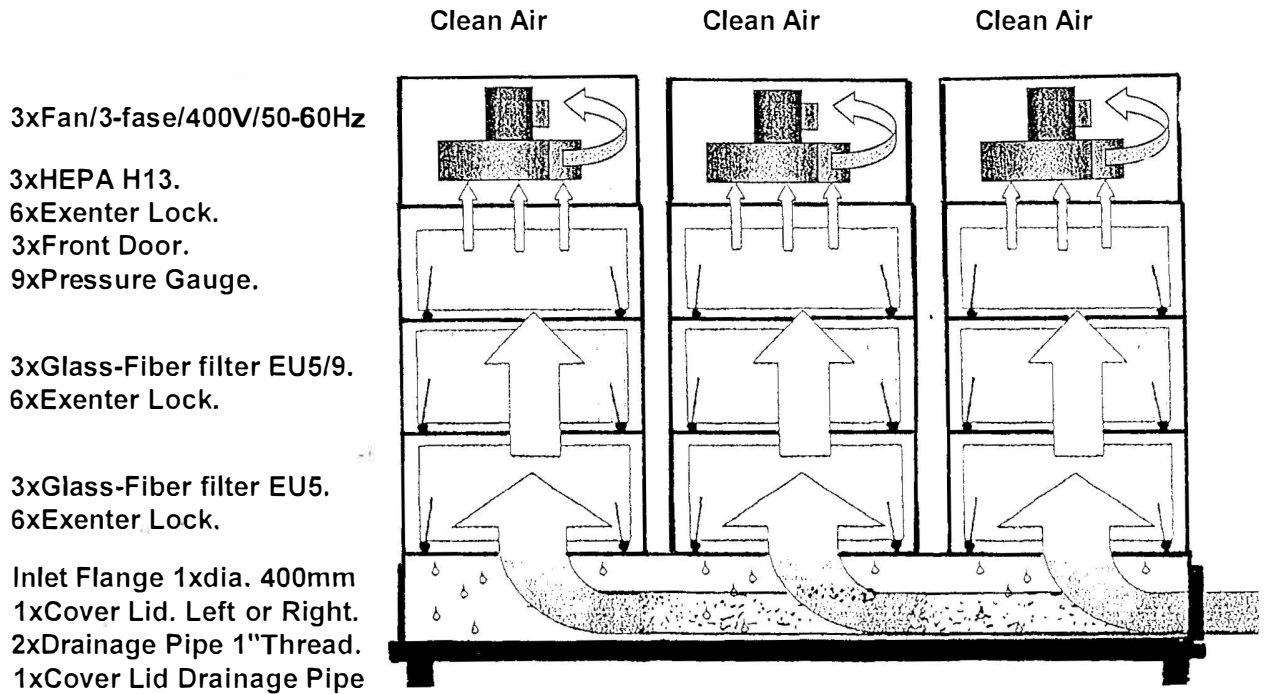
If you need further advice don't hesitate to contact our specialists on info@plymoth.com

Unit Discription.

NX-6000 with Fan is 3xNX-2000 with Fan.

They are connected together on one Inlet Chamber.

Each Fan has the outlet upwards.

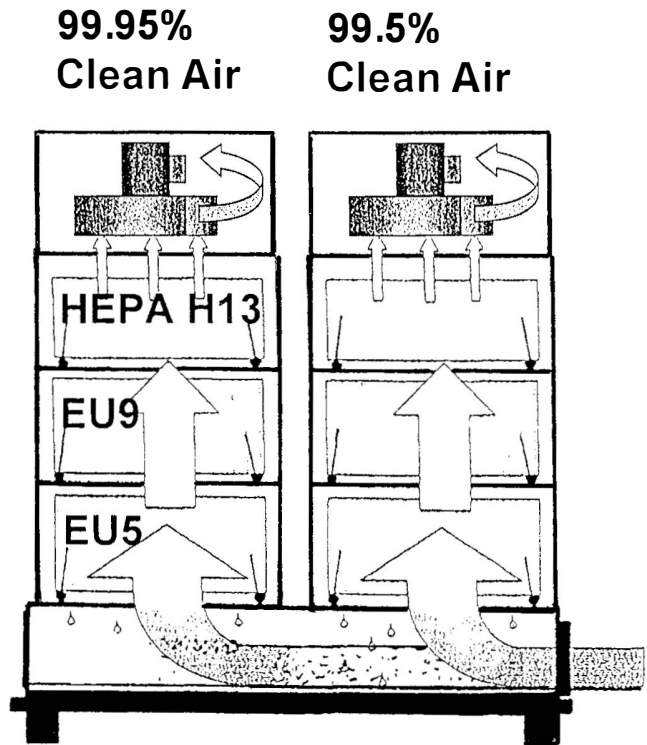


Unit Discription.

NX-8000 with Fan, is 2xNX-4000 with Fan.

They are connected together on one Inlet Chamber.
Each Fan has the outlet upwards.

- 2xFan/3-fase/400V/50-60Hz-----
- 2xHEPA H13.
4xExenter Lock. -----
- 2xFront Door.
6xPressure Gauge.
2xGlass-Fiber Filter EU9. 4xExenter Lock.-----
- 2xGlass-Fiber Filter EU5. 4xExenter Lock-----
- Inlet Flange 1xdia. 400mm.
1xCover Lid.
2xDrainage Pipe 1" Outside Thread 1xCover
Lid Drainage Pipe. -----



Installation

The installation site is to be selected in such a way that the tubing distance is as short as possible. If possible mount the unit on a bracket on the wall or on a Stanchion. Let the ducting lean slightly downwards to the machine/machines. It makes contaminated liquid, which can condense in the ducting, go back to machine/machines. The filters last longer. The filtered liquid can be fed back to the machine/machines by itself. However a "Water Trap" type Siphon has to be used at the drainage outlet of the NX. The Siphon stops air to be sucked through the drainage hose/pipe.

If you install the NX filter on the floor you need to equip it with 0.5m high legs (Extra equipment P-322) This to get enough height to have a container for the filtered liquid on the floor.

Make certain that the accessibility for maintenance work is ensured.

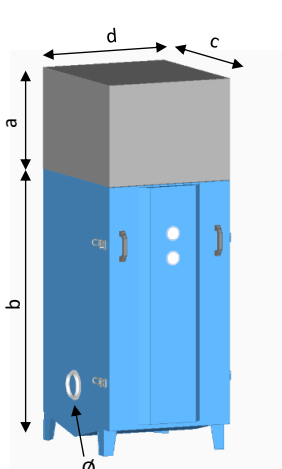
The connection of the ducting from the machine/machines to the NX Filter can take place alternatively to the left or to the right of the unit. The side which is not used shall be covered with the included lid. Only use oil/water tight and resistant tubes, bends and connections.

The 1" drainage pipes for the filtered liquid are at the bottom of the NX-Unit, on the left and on the right side. Only use one drainage pipe. The other side shall be covered with the included lid.

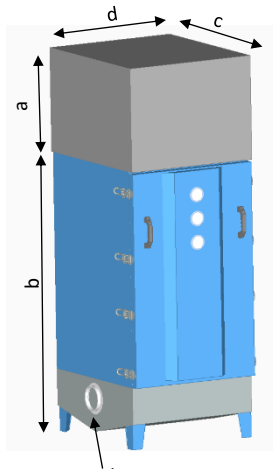
The ducting system from the machine/machines shall be equipped with a lockable damper close to the NX filter's inlet. The damper is to be adjusted so only mist is extracted. No drops. An Airvelocity of ca. 0.5m/sec. is needed in the door opening to avoid that mist will come out when the door of the machine is open.

Measures NX-1000/2000/4000/6000/8000 with Fan.

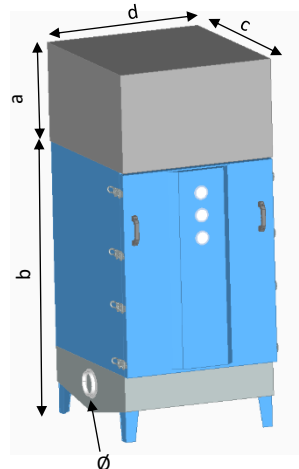
NX



NX-1000

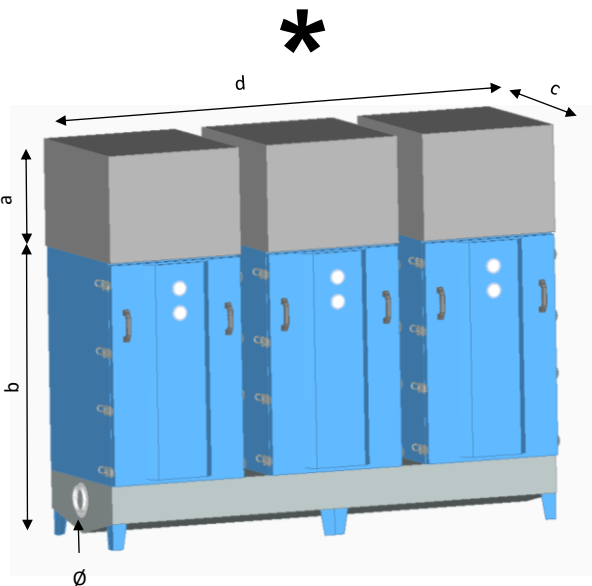


NX-2000

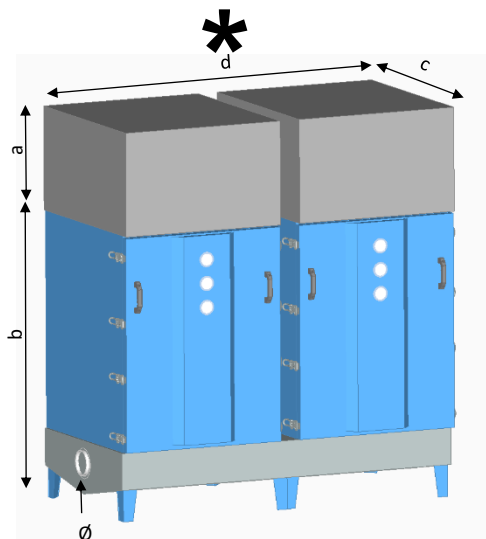


NX-4000

	a (mm)	b (mm)	c (mm)	d (mm)	∅ (mm)	Motor (kW)	Luftleistung (m³/h)	Gewicht (kg)
NX-1000	500	1.300	750	640	160	1,1	1.000	134
NX-2000	500	1.600	750	640	200	2,2	2.000	176
NX-4000	500	1.600	900	800	315	4	4.000	248



NX-6000



NX-8000

	a (mm)	b (mm)	c (mm)	d (mm)	∅ (mm)	Motor (kW)	Luftleistung (m³/h)	Gewicht (kg)
* NX-6000	500	1.600	750	2.200	400	3x 2,2	6.000	522
* NX-8000	500	1.600	900	1.700	400	2 x 4	8.000	496

Filter Area NX-1000: Nailed Glass-Fiber EU5+EU9 (8m²) and HEPA H13 (22m²).

Filter Area NX-2000: Nailed Glass-Fiber EU5 (10m²), EU5+EU9 (8m²) and HEPA H13 (22m²).

Filter Area NX-4000: Nailed Glass-Fiber EU5 (21m²), EU9 (15m²) and HEPA H13 (44m²).

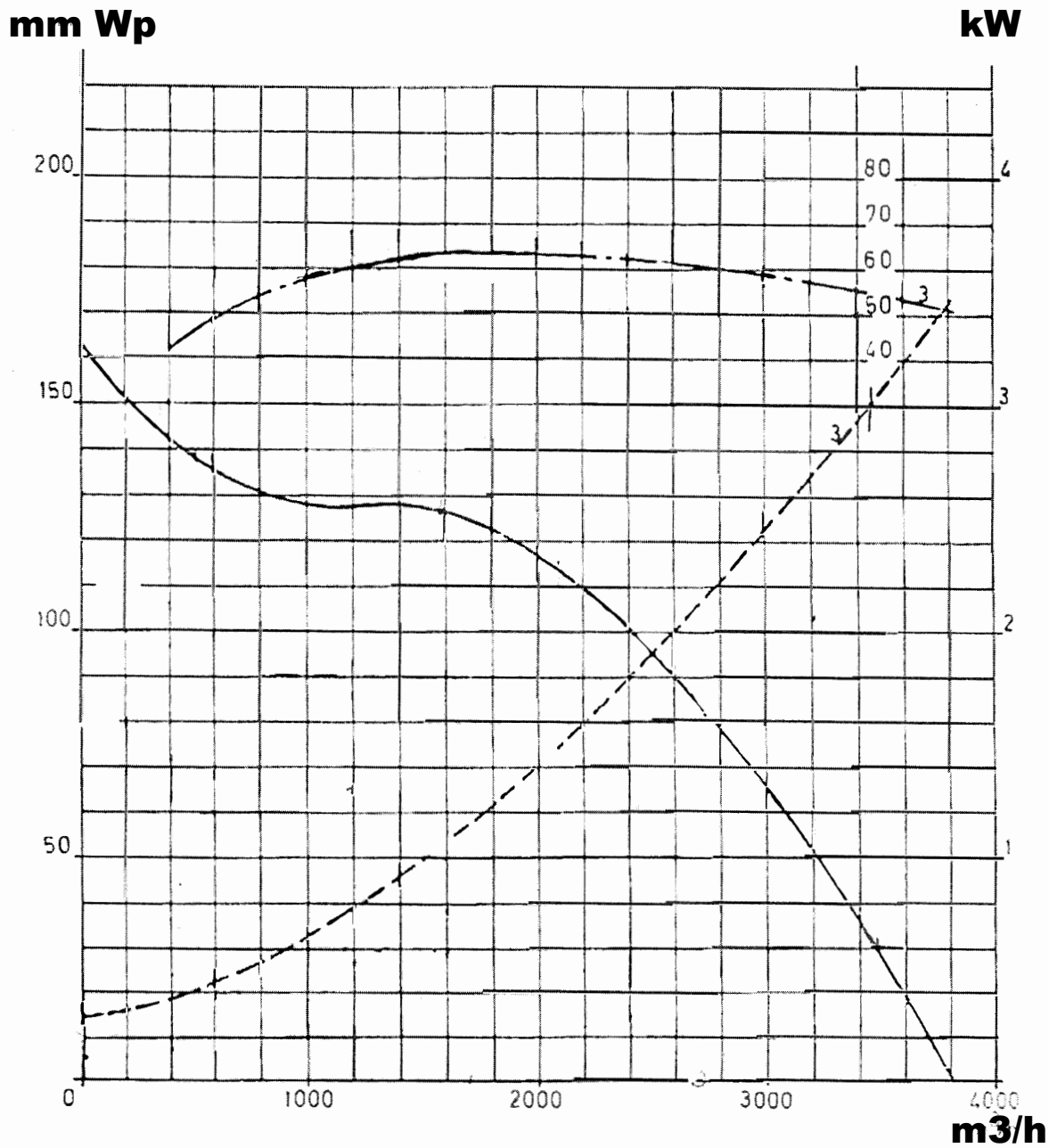
*** Filter Area NX-6000: Nailed Glass-Fiber EU5 (30m²), EU9 (24m²) and HEPA H13 (66m²).**

*** Filter Area NX-8000: Nailed Glass-Fiber EU5 (42m²), EU9 (30m²) and HEPA H13 (88m²).**

Technical Data Fan NX-2000.

The diagram below shows the Fan Data for the fan used in "NX-2000 with Fan".

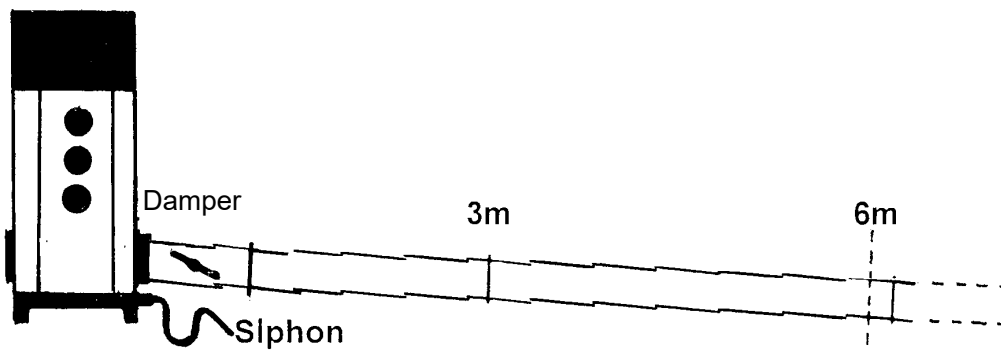
Please see "Ducting NX-2000 with Fan" on next page. It shows which Airvolume you get with different length of Ducting



NX-6000 with Fan is 3xNX-2000 with Fan but with one Inlet Chamber. Dia. 400mm Ducting has an area of ca.3xd.160mm which will give approximately the same pressure drop over the filters as below. The airflow will be 3 times higher.

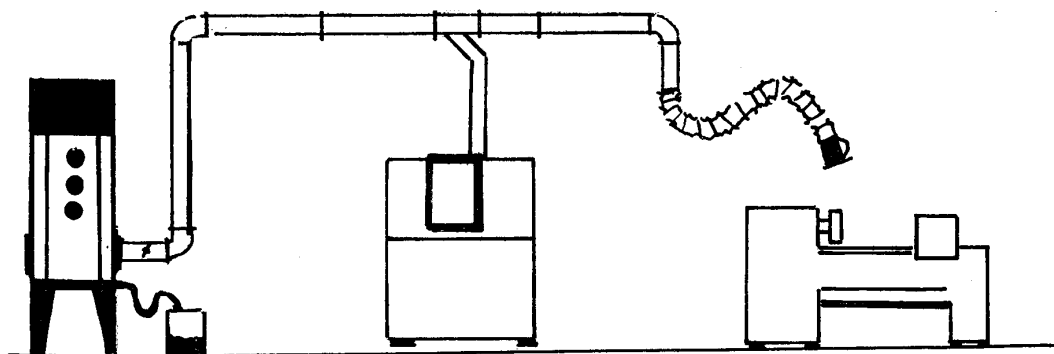
Pressure Drop is measured over each Filter. Meter/Sec and Airvolume are measured at the end of the ducting system. Noice level in dB(A) is at a 2m distance from the NX unit. The values bellow are measured with Clean Filters and the Damper horisontal (Full open). The Air Velocity and Airvolume have been measured at the end of a ducting system without bends. Depending on number of bends the figures become lower. Over time the measured values will become lower.

NX-2000 mounted high. (Wall, Stanchion or Ceiling)



Dia. 160mm Ducting	Pressure Drop over			m3/h	dB(A)
	HEPA	F5+F9	F5		
3m	165 Pa	270 Pa	260 Pa	2300	68
6m	160 Pa	260 Pa	250 Pa	2150	68
12m	155 Pa	240 Pa	235 Pa	2100	68
18m	150 Pa	230 Pa	220 Pa	1950	68
24m	145 Pa	220Pa	200 Pa	1800	68
30m	130 Pa	205 Pa	180 Pa	1750	68

NX Filter mounted on the floor with 0.5m Legs.



NX-8000 with Fan is 2xNX-4000 with Fan but with one Inlet Chamber.

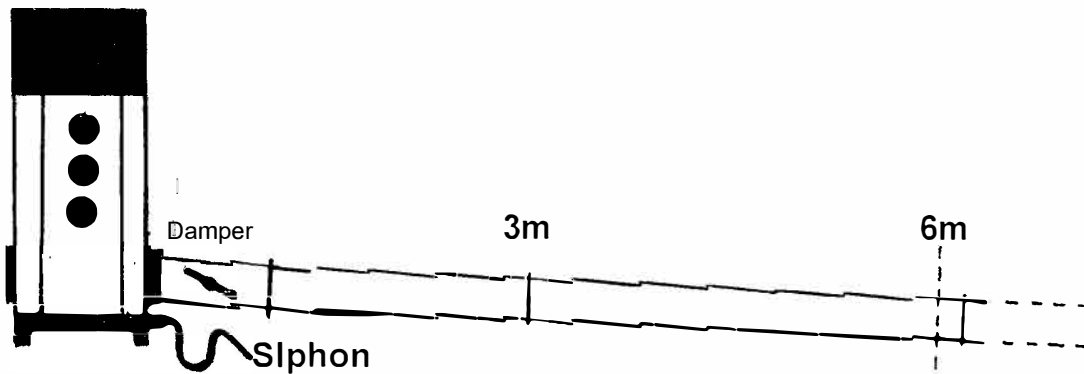
Dia. 400mm Ducting has an area of ca. 2xdia. 200mm which will give aprox. the same pressure drop over the filters as below. the Airflow will be 2 times as high.

Pressure Drop is measured over each Filter. Airvolume is measured at the end of the ducting system.

Noice level in dB(A) is at a 2m distance from the NX unit.

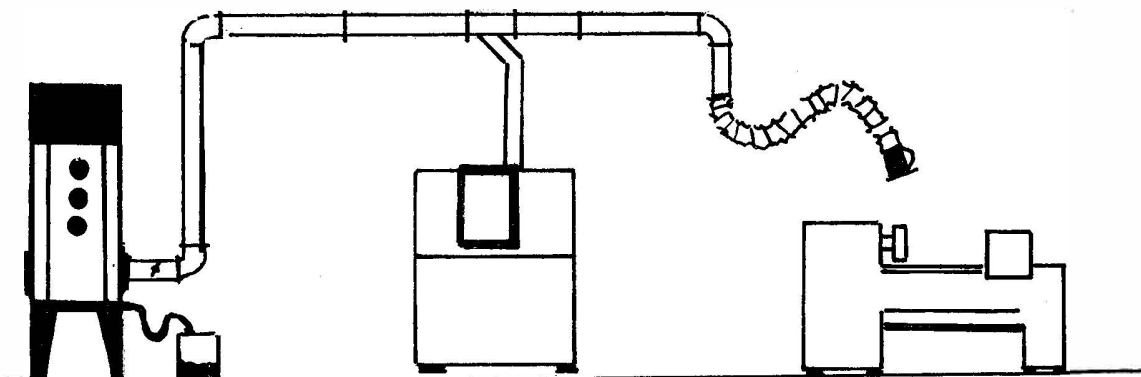
The values bellow are measured with Clean Filters and the Damper horizontal (Full open). The Airvolume has been measured at the end of a ducting system without bends. Depending on number of bends the figures become lower. Over time the measured values will become lower.

NX-4000 mounted high (Wall, Stanchion or Ceiling).



Duct	Pressure Drop over Filters			m3/h	dB(A)
	HEPA	F5+F9	F5		
3m(d. 250mm)	235 Pa	400 Pa	215 Pa	4650	75
6m(d. 200mm)	220 Pa	370 Pa	200 Pa	4350	75
12m -"-	215 Pa	345 Pa	190 Pa	4200	75
18m -"-	210 Pa	335 Pa	190 Pa	4100	75

NX Filter mounted on the floor with 0.5 m Legs.





Declaration of conformity

We, J. Plymoth AB, declare under our sole responsibility that the product lines **WF-Eco, MF-F9/HEPA, MF-Active Carbon, MF-HEPA/W3 18M2, MF-Eco/F9, MF-Eco/HEPA, MF-Filter-Tables, MF-Eco Filter-Tables, FK-Mesa Backdraft Filter-Tables, MKF Filter-Tables, Labbe, MF-Lab, MF-Eco Lab, CF Central Filters, Mobi-Oil, NX-Filters, Denta-Flex, Fica-Flex and VBF-Office** to which this declaration relates are in conformity with Directives 2006/42/EC, 2014/30/EU, 2011/65/EU and Standards EN 60204-1:2006, EN ISO 12100:2010, EN ISO 15012-1:2013, EN 61000-6-2:2005, EN 61000-6-3:2007, EN ISO 20607:2019.

J. Plymoth AB
Traryds Allen 4D
28772 Traryd


Jenny Nilsson
Verkställande Direktör

2023-01-01