


# Plymoth<sup>®</sup>

## Product Catalogue 2019

2019-03-01



Call us at +46 40-70015 or E-mail to [info@plymoth.com](mailto:info@plymoth.com)



H-Max Suspension Arm

J. Plymoth AB

Carlsq. 12A, 211 20 Malmö, Sweden · Tel. + 46 40-700 15 · Fax. +46 40-30 26 92 · e-mail. [info@plymoth.com](mailto:info@plymoth.com)

# English Product Catalogue 2019

J. Plymoth AB  
Carlsq. 12A, 211 20 Malmö, Sweden · Tel. + 46 40-700 15 · Fax. +46 40-30 26 92 · e-mail. info@plymoth.com

1  
1

## 1. EXTRACTOR ARMS AND EXTRACTOR-CRANES 4

- 1.1 Flexi Extractor Arms and Extractor-Cranes. D.160/200mm. 1.5-9m. 4
- 1.2 Flexi Extractor Arms with Turning Flange. Models for Ceiling-, Table- and Filter mounting D.160/200mm. 1.5-5m. 9
- 1.3 Super-Max Extractor Arms and Extractor-Cranes. D.100/125/160/200mm. 1.5-8m. 11
- 1.4 Super-Max Extractor Arms with Turning Flange. Models for Wall-, Ceiling-, Table- and Filter mounting. D.75/100/125/160/200mm. 1.5-4m. 18
- 1.5 Super-Vac High Vacuum Extractor Arms and Extractor-Cranes D.63/75mm. 1.5-8m. 23
- 1.6 Flexa Wall/Ceiling/Table Extractor arms D.75/100mm, 1-1,6m. 26
- 1.7 Chemikus Wall/ Ceiling/Table Extractor arms D.75/100mm, 1-1,6m. 28

## 2. FANS AND ACCESSORIES 30

- 2.1 Fans and Fan Brackets for Extractor Arms and Extractor-Cranes. 30
- 2.2 Mechanical Accessories for Extractor Arms and Extractor-Cranes. 33
- 2.3 Electronic Accessories for Fans, Extractor Arms and Extractor-Cranes. 37

## 3. MOBILE AND STATIONARY FILTERS 38

- 3.1 Portable Filters. 38
- 3.2 Mobile filters. 39
- 3.3 Wall mounted Filters. 41
- 3.4 Grinding and Welding Tables. 44
- 3.4 Stationary filters. 45
- 3.5 Central filters. 46

## 4. STAINLESS STEEL EXTRACTOR ARMS AND EXTRACTOR-CRANES 47

- 4.1 Super-M mirrorpolished, acidproof stainless steel Extractor Arms D.110/160mm, 1.5-4m. 47
- 4.2 Chemikus PM extractor arms, Electrogalvanized with Hood and Handle made of mirrorpolished, acidproof stainless Steel. Wall/ Ceiling/Table Extractor arms D.75/100mm, 1-1,6m. 51
- 4.3 Super-PM Extractor Arms. Hood and Handle made of mirrorpolished, acidproof stainless Steel. All other Parts powdercoated. D.110/160mm. 1.5-4m. 54
- 4.4 Super-P powder coated Extractor Arms D.110/160mm. 1.5-4m. 58
- 4.5 ATEX Super-M mirrorpolished, acidproof stainless steel Extractor Arms 61
- 4.6 ATEX Super-PM Extractor Arms. Electrogalvanized with Hood and Handle made of mirrorpolished, acidproof stainless Steel. D.110/160mm, 1.5-4m. ATEX: EX II 2D/G. 66

## 5. FILTERS FOR COOLANT- AND OILMIST 71

- 5.1 Mobile Oilmist Filters. 71
- 5.2 FLX Coolant- and Oilmist Filters to be placed on Top of a Machine. 72
- 5.3 NX stationary Coolant- and Oilmist Filters. To be placed at the End of a Central Ducting System or directly at a Machine. 73

## 6. WALL BRACKETS FOR EXHAUSTGAS HOSE. EXHAUSTGAS HOSE REELS. NOZZLES AND EXTENSION SUPPORT ARMS. 77

- 6.1 Wall bracket for 1 or 2 Exhaustgas Hoses D. 75/100/125/150mm. 77
- 6.2 Exhaustgas Hose Reels. Drum Width 475/650/1000/1250mm. 78
- 6.3 Exhaustgas EPDM Rubber Hose D.100/125/150mm. 7.5m or 10m lengths. 78
- 6.4 Exhaust gas Nozzles for D. 100/125/150mm Hose. All with D.150mm opening. 79
- 6.5 Fans for "Wall bracket for Exhaustgas Hose" and "Exhaustgas Hose Reel". 80
- 6.6 Suspension Arms 2-8m Length for "Wall bracket for Exhaustgas Hose" and for "Exhaustgas Hose Reels". 81
- 6.7 Hose Sets for Horizontal Suspension Arms; H-Flex, HH-Flex and Herkules. 83
- 6.8 "Ready to use" Exhaustgas Extractors. 85





<b>7.       “SINGLE ARM” HORIZONTAL SUSP. ARMS 0.5-4M, “DOUBLE ARM”</b>	
<b>HORIZONTAL SUSP. ARMS 1.8-7.7M   <i>NOT FOR LIFTING!</i></b>	<b>87</b>
7.1 "Single Arm" Horizontal Suspension Arm; H-Max (1,3-3m), H-Flex (2-3.7m) and	87
Herkules (0.5-4m). <i>Not for lifting!</i>	87
7.2 "Double Arm" Horizontal Suspension Arm. HH-Flex (1,9-5.6m), Herko-Max (1.8-7m) and	
Herko-Flex (2.5-7.7m). <i>Not for lifting!</i>	89
7.3 Hose Sets for Suspension Arms; H-Flex, HH-Flex and Herkules. Use for Herko-Max and	
Herko-Flex the Hose Sets for the Suspension Arms they are made up of.	94
7.4 C-Profiles and Suspension Trolleys for Suspension Arms.	96

**Product Catalogue (EN) 2019-03-01**

Art. Nr.



# 1. Extractor arms and Extractor-Cranes

## 1.1 Flexi Extractor Arms and Extractor-Cranes. D.160/200mm. 1.5-9m.

P-006	<b>Flexi Minor Extractor-Arm d. 160mm/1.5m.</b> Incl. Wall bracket, hose and hood with damper. Inside parallelogram technology. Incredibly easy to move and retains it's position. Suitable for schools, small working booths and areas with low ceiling. Prepared for Lamp cartridge in the hood.		 d.160mm
P-007	<b>Flexi Major Extractor-Arm d. 160mm/2m.</b> Incl. Wall bracket, hose and hood with damper. Inside parallelogram technology. Incredibly easy to move and retains it's position		d.160mm
P-008	<b>Flexi Major Extractor-Arm d. 160mm/3m.</b> Incl. Wall bracket, hose and hood with damper. Inside parallelogram technology. Incredibly easy to move and retains it's position.		
P-009	<b>Flexi Horizontal Extractor Arm d. 160mm/4m.</b> Incl. wall bracket, hose and hood with damper. Inside horizontal arm (1m) and inside parallelogram arm (3m). Incredibly easy to move and retains its position. Suitable for car repair shops and areas with low ceiling. Prepared for Lamp cartridge in the hood.		d.160mm
P-010	<b>Flexi Horizontal Extractor Arm d. 160mm/5m.</b> Incl. wall bracket, hose and hood with damper. Inside horizontal arm (2m) and inside parallelogram arm (3m). Incredibly easy to move and retains its position. Suitable for car repair shops and areas with low ceiling. Prepared for Lamp cartridge in the hood.		 <b>Flexi Horizontal 4-5m</b>
P-104	<b>Flexi Extractor-Crane d. 160mm/4m (2+2m).</b> Incl. Wall bracket, horizontal support arm (2m) with ball-bearings and disc brake, extractor arm (2m), hose and hood with damper. Inside parallelogram technology. Incredibly easy to move and stays in position. Prepared for Lamp cartridge in the hood and C-profile (30/30mm) under the horizontal support arm.		d.160mm
P-034	<b>Flexi Extractor-Crane d. 160mm/5m (2+3m).</b> Incl. Wall bracket, horizontal support arm (2m) with ball-bearings and disc brake, extractor arm (3m), hose and hood with damper. Inside parallelogram technology. Incredibly easy to move and stays in position. Prepared for Lamp cartridge in the hood and C-profile (30/30mm) under the horizontal support arm.		 <b>Flexi Extractor-Crane 4-9m</b>

## Product Catalogue (EN) 2019-03-01





Art. Nr.

P-036	<b>Flexi Extractor-Crane d. 160mm/6m (2+4m).</b> Incl. Wall bracket, horizontal support arm (2m) with ball-bearings and disc brake, extractor arm (4m), hose and hood with damper. Inside parallelogram technology. Incredibly easy to move and stays in position. Prepared for Lamp cartridge in the hood and C-profile (30/30mm) under the horizontal support arm.		 <b>Flexi Extractor-Crane 4-9m</b>
P-039	<b>Flexi Extractor-Crane d. 160mm/ 7m (2+5m).</b> Incl. Wall bracket, horizontal support arm (2m) with ball-bearings and disc brake, extractor arm (5m), hose and hood with damper. Inside parallelogram technology. Incredibly easy to move and stays in position. Prepared for Lamp cartridge in the hood and C-profile (30/30mm) under the horizontal support arm.		
P-035	<b>Flexi Extractor-Crane d. 160mm/5m (3+2m).</b> Incl. Wall bracket, horizontal support arm (3m) with ball-bearings and disc brake, extractor arm (2m), hose and hood with damper. Inside parallelogram technology. Incredibly easy to move and stays in position. Prepared for Lamp cartridge in the hood and C-profile (30/30mm) under the horizontal support arm.		
P-037	<b>Flexi Extractor-Crane d. 160mm/6m (3+3m).</b> Incl. Wall bracket, horizontal support arm (3m) with ball-bearings and disc brake, extractor arm (3m), hose and hood with damper. Inside parallelogram technology. Incredibly easy to move and stays in position. Prepared for Lamp cartridge in the hood and C-profile (30/30mm) under the horizontal support arm.		
P-040	<b>Flexi Extractor-Crane d. 160mm/7m (3+4m).</b> Incl. Wall bracket, horizontal support arm (3m) with ball-bearings and disc brake, extractor arm (4m), hose and hood with damper. Inside parallelogram technology. Incredibly easy to move and stays in position. Prepared for Lamp cartridge in the hood and C-profile (30/30mm) under the horizontal support arm.		 <b>Flexi Extractor-Crane 4-9m</b>
P-042	<b>Flexi Extractor-Crane d. 160mm/8m (3+5m).</b> Incl. Wall bracket, horizontal support arm (3m) with ball-bearings and disc brake, extractor arm (5m), hose and hood with damper. Inside parallelogram technology. Incredibly easy to move and stays in position. Prepared for Lamp cartridge in the hood and C-profile (30/30mm) under the horizontal support arm.		
P-038	<b>Flexi Extractor-Crane d. 160mm/6m (4+2m).</b> Incl. Wall bracket, horizontal support arm (4m) with ball-bearings and disc brake, extractor arm (2m), hose and hood with damper. Inside parallelogram technology. Incredibly easy to move and stays in position. Prepared for Lamp cartridge in the hood and C-profile (30/30mm) under the horizontal support arm.		
P-041	<b>Flexi Extractor-Crane d. 160mm/7m (4+3m).</b> Incl. Wall bracket, horizontal support arm (4m) with ball-bearings and disc brake, extractor arm (3m), hose and hood with damper. Inside parallelogram technology. Incredibly easy to move and stays in position. Prepared for Lamp cartridge in the hood and C-profile (30/30mm) under the horizontal support arm.		

d.160mm

## Product Catalogue (EN) 2019-03-01

Art. Nr.

P-043	<b>Flexi Extractor-Crane d. 160mm/8m (4+4m).</b> Incl. Wall bracket, horizontal support arm (4m) with ball-bearings and disc brake, extractor arm (4m), hose and hood with damper. Inside parallelogram technology. Incredibly easy to move and stays in position. Prepared for Lamp cartridge in the hood and C-profile (30/30mm) under the horizontal support arm.		d.160mm  <b>Flexi Extractor-Crane 4-9m</b>
P-044	<b>Flexi Extractor-Crane d. 160mm/9m (4+5m).</b> Incl. Wall bracket, horizontal support arm (4m) with ball-bearings and disc brake, extractor arm (5m), hose and hood with damper. Inside parallelogram technology. Incredibly easy to move and stays in position. Prepared for Lamp cartridge in the hood and C-profile (30/30mm) under the horizontal support arm.		
P-142	<b>Flexi Minior Extractor-Arm d. 200mm/1.5m.</b> Incl. Wall bracket, hose and hood with damper. Inside parallelogram technology. Incredibly easy to move and retains its position. Suitable for schools, small working booths and areas with low ceiling. Prepared for Lamp cartridge in the hood.		d.200mm  <b>Flexi Minior 1.5m</b>
P-143	<b>Flexi Major Extractor-Arm d. 200mm/2m.</b> Incl. Wall bracket, hose and hood with damper. Inside parallelogram technology. Incredibly easy to move and retains its position. Prepared for Lamp cartridge in the hood.		d.200mm  <b>Flexi Major 2-3m</b>
P-144	<b>Flexi Major Extractor-Arm d. 200mm/3m.</b> Incl. Wall bracket, hose and hood with damper. Inside parallelogram technology. Incredibly easy to move and retains its position. Prepared for Lamp cartridge in the hood.		
P-145	<b>Flexi Horizontal Extractor Arm d. 200mm/4m.</b> Incl. Wall bracket, hose and hood with damper. Inside horizontal arm (1m) and inside parallelogram arm (3m). Incredibly easy to move and retains its position. Suitable for car repair shops and areas with low ceiling. Prepared for Lamp cartridge in the hood.		d.200mm  <b>Flexi Horizontal 4-5m</b>
P-146	<b>Flexi Horizontal Extractor Arm d. 200mm/5m.</b> Incl. Wall bracket, hose and hood with damper. Inside horizontal arm (2m) and inside parallelogram arm (3m). Incredibly easy to move and retains its position. Suitable for car repair shops and areas with low ceiling. Prepared for Lamp cartridge in the hood.		

## Product Catalogue (EN) 2019-03-01

Art. Nr.

P-105	<b>Flexi Extractor-Crane d. 200mm/4m (2+2m).</b> Incl. Wall bracket, horizontal support arm (2m) with ball-bearings and disc brake, extractor arm (2m), hose and hood with damper. Inside parallelogram technology. Incredibly easy to move and stays in position. Prepared for Lamp cartridge in the hood and C-profile (30/30mm) under the horizontal support arm.		
P-162	<b>Flexi Extractor-Crane d. 200mm/5m (2+3m).</b> Incl. Wall bracket, horizontal support arm (2m) with ball-bearings and disc brake, extractor arm (3m), hose and hood with damper. Inside parallelogram technology. Incredibly easy to move and stays in position. Prepared for Lamp cartridge in the hood and C-profile (30/30mm) under the horizontal support arm.		
P-173	<b>Flexi Extractor-Crane d. 200mm/6m (2+4m).</b> Incl. Wall bracket, horizontal support arm (2m) with ball-bearings and disc brake, extractor arm (4m), hose and hood with damper. Inside parallelogram technology. Incredibly easy to move and stays in position. Prepared for Lamp cartridge in the hood and C-profile (30/30mm) under the horizontal support arm.		
P-175	<b>Flexi Extractor-Crane d. 200mm/7m (2+5m).</b> Incl. Wall bracket, horizontal support arm (2m) with ball-bearings and disc brake, extractor arm (5m), hose and hood with damper. Inside parallelogram technology. Incredibly easy to move and stays in position. Prepared for Lamp cartridge in the hood and C-profile (30/30mm) under the horizontal support arm.		
P-172	<b>Flexi Extractor-Crane d. 200mm/5m (3+2m).</b> Incl. Wall bracket, horizontal support arm (3m) with ball-bearings and disc brake, extractor arm (2m), hose and hood with damper. Inside parallelogram technology. Incredibly easy to move and stays in position. Prepared for Lamp cartridge in the hood and C-profile (30/30mm) under the horizontal support arm.		
P-163	<b>Flexi Extractor-Crane d. 200mm/6m (3+3m).</b> Incl. Wall bracket, horizontal support arm (3m) with ball-bearings and disc brake, extractor arm (3m), hose and hood with damper. Inside parallelogram technology. Incredibly easy to move and stays in position. Prepared for Lamp cartridge in the hood and C-profile (30/30mm) under the horizontal support arm.		
P-164	<b>Flexi Extractor-Crane d. 200mm/7m (3+4m).</b> Incl. Wall bracket, horizontal support arm (3m) with ball-bearings and disc brake, extractor arm (4m), hose and hood with damper. Inside parallelogram technology. Incredibly easy to move and stays in position. Prepared for Lamp cartridge in the hood and C-profile (30/30mm) under the horizontal support arm.		
P-177	<b>Flexi Extractor-Crane d. 200mm/8m (3+5m).</b> Incl. Wall bracket, horizontal support arm (3m) with ball-bearings and disc brake, extractor arm (5m), hose and hood with damper. Inside parallelogram technology. Incredibly easy to move and stays in position. Prepared for Lamp cartridge in the hood and C-profile (30/30mm) under the horizontal support arm.		


d.200mm



**Flexi Extractor-Crane 4-9m**

## Product Catalogue (EN) 2019-03-01

Art. Nr.




P-174	<b>Flexi Extractor-Crane d. 200mm/6m (4+2m).</b> Incl. Wall bracket, horizontal support arm (4m) with ball-bearings and disc brake, extractor arm (2m), hose and hood with damper. Inside parallelogram technology. Incredibly easy to move and stays in position. Prepared for Lamp cartridge in the hood and C-profile (30/30mm) under the horizontal support arm.		<p>d.200mm</p>  <p><b>Flexi Extractor-Crane 4-9m</b></p>
P-176	<b>Flexi Extractor-Crane d. 200mm/7m (4+3m).</b> Incl. Wall bracket, horizontal support arm (4m) with ball-bearings and disc brake, extractor arm (3m), hose and hood with damper. Inside parallelogram technology. Incredibly easy to move and stays in position. Prepared for Lamp cartridge in the hood and C-profile (30/30mm) under the horizontal support arm.		
P-165	<b>Flexi Extractor-Crane d. 200mm/8m (4+4m).</b> Incl. Wall bracket, horizontal support arm (4m) with ball-bearings and disc brake, extractor arm (4m), hose and hood with damper. Inside parallelogram technology. Incredibly easy to move and stays in position. Prepared for Lamp cartridge in the hood and C-profile (30/30mm) under the horizontal support arm.		
P-166	<b>Flexi Extractor-Crane d. 200mm/9m (4+5m).</b> Incl. Wall bracket, horizontal support arm (4m) with ball-bearings and disc brake, extractor arm (5m), hose and hood with damper. Inside parallelogram technology. Incredibly easy to move and stays in position. Prepared for Lamp cartridge in the hood and C-profile (30/30mm) under the horizontal support arm.		



**Product Catalogue (EN) 2019-03-01**





Art. Nr.

## **1.2 Flexi Extractor Arms with Turning Flange. Models for Ceiling-, Table- and Filter mounting D.160/200mm. 1.5-5m.**

P-051	<b>Flexi FLT Ceiling-Extractor Arm with turning flange d. 160mm/1.5m.</b> Incl. turning flange, hose and hood with damper. 8 holes for M8 bolts in the flange. C/c 230mm. Inside parallelogram technology. Incredibly easy to move and stays in position. Prepared for Lamp cartridge in the hood.		
P-052	<b>Flexi FLT Ceiling-Extractor Arm with turning flange d. 160mm/2m.</b> Incl. turning flange, hose and hood with damper. 8 holes for M8 bolts in the flange. C/c 230mm. Inside parallelogram technology. Incredibly easy to move and stays in position. Prepared for Lamp cartridge in the hood.		d.160mm  Flexi FLT Ceiling 1.5-3m
P-053	<b>Flexi FLT Ceiling-Extractor Arm with turning flange d. 160mm/3m.</b> Incl. turning flange, hose and hood with damper. 8 holes for M8 bolts in the flange. C/c 230mm. Inside parallelogram technology. Incredibly easy to move and stays in position. Prepared for Lamp cartridge in the hood.		
P-054	<b>Flexi FLT Ceiling-Extractor Arm with turning flange d.160mm/4m.</b> Incl. turning flange, hose and hood with damper. 8 holes for M8 bolts in the flange. C/c 230mm. Inside horizontal arm (1m) and inside parallelogram arm (3m). Incredibly easy to move and stays in position. Suitable for car repair shops and areas with low ceiling. Prepared for Lamp cartridge in the hood.		d.160mm  Flexi FLT Ceiling 4-5m
P-055	<b>Flexi FLT Ceiling-Extractor Arm with turning flange d.160mm/5m.</b> Incl. turning flange, hose and hood with damper. 8 holes for M8 bolts in the flange. C/c 230mm. Inside horizontal arm (2m) and inside parallelogram arm (3m). Incredibly easy to move and stays in position. Suitable for car repair shops and areas with low ceiling. Prepared for Lamp cartridge in the hood.		
P-056	<b>Flexi FLT Ceiling-Extractor Arm with turning flange d. 200mm/1.5m.</b> Incl. turning flange, hose and hood with damper. 8 holes for M8 bolts in the flange. C/c 230mm. Inside parallelogram technology. Incredibly easy to move and stays in position. Prepared for Lamp cartridge in the hood.		 Flexi FLT Ceiling 1.5-3m
P-057	<b>Flexi FLT Ceiling-Extractor Arm with turning flange d. 200mm/2m.</b> Incl. turning flange, hose and hood with damper. 8 holes for M8 bolts in the flange. C/c 230mm. Inside parallelogram technology. Incredibly easy to move and stays in position. Prepared for Lamp cartridge in the hood.		d.200mm

## Product Catalogue (EN) 2019-03-01

Art. Nr.

P-058	<b>Flexi FLT Ceiling-Extractor Arm with turning flange d. 200mm/3m.</b> Incl. turning flange, hose and hood with damper. 8 holes for M8 bolts in the flange. C/c 230mm. Inside parallelogram technology. Incredibly easy to move and stays in position. Prepared for Lamp cartridge in the hood.		 Flexi FLT Ceiling 1.5-3m
P-059	<b>Flexi FLT Ceiling-Extractor Arm with turning flange d. 200mm/4m.</b> Incl. turning flange, hose and hood with damper. 8 holes for M8 bolts in the flange. C/c 230mm. Inside horizontal arm (1m) and inside parallelogram (3m). Incredibly easy to move and stays in position. Prepared for Lamp cartridge in the hood.		d.200mm  Flexi FLT Ceiling 4-5m
P-087	<b>Flexi FLT Ceiling-Extractor Arm with turning flange d. 200mm/5m.</b> Incl. turning flange, hose and hood with damper. 8 holes for M8 bolts in the flange. C/c 230mm. Inside horizontal arm (2m) and inside parallelogram (3m). Incredibly easy to move and stays in position. Prepared for Lamp cartridge in the hood.		
P-069	<b>Flexi FLB Table Extractor Arm with turning flange d. 160mm/1.5m.</b> Incl. turning flange, hose and hood with damper. 8 holes for M8 bolts in the flange. C/c 230mm. Inside parallelogram technology. Incredibly easy to move and stays in position. Prepared for Lamp cartridge in the hood.		
P-168	<b>Flexi FLB Table Extractor Arm with turning flange d. 160mm/2m.</b> Incl. turning flange, hose and hood with damper. 8 holes for M8 bolts in the flange. C/c 230mm. Inside parallelogram technology. Incredibly easy to move and stays in position. Prepared for Lamp cartridge in the hood.		d.160mm  Flexi FLB Table 1.5-3m
P-169	<b>Flexi FLB Table Extractor Arm with turning flange d. 160mm/3m.</b> Incl. turning flange, hose and hood with damper. 8 holes for M8 bolts in the flange. C/c 230mm. Inside parallelogram technology. Incredibly easy to move and stays in position. Prepared for Lamp cartridge in the hood.		
P-167	<b>Flexi FLB Table Extractor Arm with turning flange d. 200mm/1.5m.</b> Incl. turning flange, hose and hood with damper. 8 holes for M8 bolts in the flange. C/c 230mm. Inside parallelogram technology. Incredibly easy to move and stays in position. Prepared for Lamp cartridge in the hood.		d.200mm
P-170	<b>Flexi FLB Table Extractor Arm with turning flange d. 200mm/2m.</b> Incl. turning flange, hose and hood with damper. 8 holes for M8 bolts in the flange. C/c 230mm. Inside parallelogram technology. Incredibly easy to move and stays in position. Prepared for Lamp cartridge in the hood.		 Flexi FLB Table 1.5-3m
P-171	<b>Flexi FLB Table Extractor Arm with turning flange d. 200mm/3m.</b> Incl. turning flange, hose and hood with damper. 8 holes for M8 bolts in the flange. C/c 230mm. Inside parallelogram technology. Incredibly easy to move and stays in position. Prepared for Lamp cartridge in the hood.		

**Product Catalogue (EN) 2019-03-01**

Art. Nr.

### **1.3 Super-Max Extractor Arms and Extractor-Cranes. D.100/125/160/200mm. 1.5-8m.**

P-068	<b>Super-Max Extractor Arm d. 100mm/1.5m (0.25+1.5m)</b> Incl. Wall bracket, hose and hood with damper. External hydraulically suspended parallelogram arms. "Free flow in the hose". Incredibly easy to move and stays in position. Prepared for Lamp cartridge in the hood.		
P-123	<b>Super-Max Extractor Arm d. 100mm/1.5m (0.5+1.5m)</b> Incl. Wall bracket, hose and hood with damper. External hydraulically suspended parallelogram arms. "Free flow in the hose". Incredibly easy to move and stays in position. Prepared for Lamp cartridge in the hood.		
P-070	<b>Super-Max Extractor Arm d. 100mm/2m (0.25+2m)</b> Incl. Wall bracket, hose and hood with damper. External hydraulically suspended parallelogram arms. "Free flow in the hose". Incredibly easy to move and stays in position. Prepared for Lamp cartridge in the hood.		
P-124	<b>Super-Max Extractor Arm d. 100mm/2m (0.5+2m)</b> Incl. Wall bracket, hose and hood with damper. External hydraulically suspended parallelogram arms. "Free flow in the hose". Incredibly easy to move and stays in position. Prepared for Lamp cartridge in the hood.		
P-072	<b>Super-Max Extractor Arm d. 100mm/3m (0.5+3m)</b> Incl. Wall bracket, hose and hood with damper. External hydraulically suspended parallelogram arms. "Free flow in the hose". Incredibly easy to move and stays in position. Prepared for Lamp cartridge in the hood.		
P-073	<b>Super-Max Extractor Arm d. 100mm/4m (0.5+0.6+3m)</b> Incl. Wall bracket, hose and hood with damper. External hydraulically suspended parallelogram arms. "Free flow in the hose". Incredibly easy to move and stays in position. Prepared for Lamp cartridge in the hood.		
P-275	<b>Super-Max Extractor-Crane d. 100mm/4m (2+2m)</b> Incl. Wall bracket, two horizontal support arms (2m) with ball-bearings and disc brakes, extraction arm (2m) with hose and hood with damper. External hydraulically suspended parallelogram arms. "Free flow in the hose". Incredibly easy to move and stays in position. Prepared for Lamp cartridge in the hood and C-profile (30/30mm) under the first horizontal support arm.		
P-276	<b>Super-Max Extractor-Crane d. 100mm/5m (2+3m)</b> Incl. Wall bracket, two horizontal support arms (2m) with ball-bearings and disc brakes, extraction arm (3m) with hose and hood with damper. External hydraulically suspended parallelogram arms. "Free flow in the hose". Incredibly easy to move and stays in position. Prepared for Lamp cartridge in the hood and C-profile (30/30mm) under the first horizontal support arm.		

d.100mm






d.100mm





## Product Catalogue (EN) 2019-03-01

Art. Nr.

P-277	<b>Super-Max Extractor-Crane d. 100mm/6m (3+3m)</b> Incl. Wall bracket, two horizontal support arms (3m) with ball-bearings and disc brakes, extraction arm (3m) with hose and hood with damper. External hydraulically suspended parallelogram arms. "Free flow in the hose". Incredibly easy to move and stays in position. Prepared for Lamp cartridge in the hood and C-profile (30/30mm) under the first horizontal support arm.		d.100mm 
P-278	<b>Super-Max Extractor-Crane d. 100mm/7m (4+3m)</b> Incl. Wall bracket, two horizontal support arms (4m) with ball-bearings and disc brakes, extraction arm (3m) with hose and hood with damper. External hydraulically suspended parallelogram arms. "Free flow in the hose". Incredibly easy to move and stays in position. Prepared for Lamp cartridge in the hood and C-profile (30/30mm) under the first horizontal support arm.		 <b>Super-Max Extractor-Crane 4-8m</b>
P-279	<b>Super-Max Extractor-Crane d. 100mm/8m (5+3m)</b> Incl. Wall bracket, two horizontal support arms (5m) with ball-bearings and disc brakes, extraction arm (3m) with hose and hood with damper. External hydraulically suspended parallelogram arms. "Free flow in the hose". Incredibly easy to move and stays in position. Prepared for Lamp cartridge in the hood and C-profile (30/30mm) under the first horizontal support arm.		
P-075	<b>Super-Max Extractor Arm d. 125mm/1.5m (0.25+1.5m)</b> Incl. Wall bracket, hose and hood with damper. External hydraulically suspended parallelogram arms. "Free flow in the hose". Incredibly easy to move and stays in position. Prepared for Lamp cartridge in the hood.		d.125mm
P-076	<b>Super-Max Extractor Arm d. 125mm/1.5m (0.5+1.5m)</b> Incl. Wall bracket, hose and hood with damper. External hydraulically suspended parallelogram arms. "Free flow in the hose". Incredibly easy to move and stays in position. Prepared for Lamp cartridge in the hood.		
P-077	<b>Super-Max Extractor Arm d. 125mm/2m (0.25+2m)</b> Incl. Wall bracket, hose and hood with damper. External hydraulically suspended parallelogram arms. "Free flow in the hose". Incredibly easy to move and stays in position. Prepared for Lamp cartridge in the hood.		<b>Super-Max 1.5-4m</b>
P-078	<b>Super-Max Extractor Arm d. 125mm/2m (0.5+2m)</b> Incl. Wall bracket, hose and hood with damper. External hydraulically suspended parallelogram arms. "Free flow in the hose". Incredibly easy to move and stays in position. Prepared for Lamp cartridge in the hood.		



## Product Catalogue (EN) 2019-03-01

Art. Nr.

P-079	<b>Super-Max Extractor Arm d. 125mm/3m (0.5+3m)</b> Incl. Wall bracket, hose and hood with damper. External hydraulically suspended parallelogram arms. "Free flow in the hose". Incredibly easy to move and stays in position. Prepared for Lamp cartridge in the hood.		d.125mm  <b>Super-Max 1.5-4m</b>
P-080	<b>Super-Max Extractor Arm d. 125mm/4m (0.5+0.6+3m)</b> Incl. Wall bracket, hose and hood with damper. External hydraulically suspended parallelogram arms. "Free flow in the hose". Incredibly easy to move and stays in position. Prepared for Lamp cartridge in the hood.		
P-280	<b>Super-Max Extractor-Crane d. 125mm/4m (2+2m)</b> Incl. Wall bracket, two horizontal support arms (2m) with ball-bearings and disc brakes, extraction arm (2m) with hose and hood with damper. External hydraulically suspended parallelogram arms. "Free flow in the hose". Incredibly easy to move and stays in position. Prepared for Lamp cartridge in the hood and C-profile (30/30mm) under the first horizontal support arm.		
P-281	<b>Super-Max Extractor-Crane d. 125mm/5m (2+3m)</b> Incl. Wall bracket, two horizontal support arms (2m) with ball-bearings and disc brakes, extraction arm (3m) with hose and hood with damper. External hydraulically suspended parallelogram arms. "Free flow in the hose". Incredibly easy to move and stays in position. Prepared for Lamp cartridge in the hood and C-profile (30/30mm) under the first horizontal support arm.		d.125mm 
P-282	<b>Super-Max Extractor-Crane d. 125mm/6m (3+3m)</b> Incl. Wall bracket, two horizontal support arms (3m) with ball-bearings and disc brakes, extraction arm (3m) with hose and hood with damper. External hydraulically suspended parallelogram arms. "Free flow in the hose". Incredibly easy to move and stays in position. Prepared for Lamp cartridge in the hood and C-profile (30/30mm) under the first horizontal support arm.		<b>Super-Max Extractor-Crane 4-8m</b>
P-283	<b>Super-Max Extractor-Crane d. 125mm/7m (4+3m)</b> Incl. Wall bracket, two horizontal support arms (4m) with ball-bearings and disc brakes, extraction arm (3m) with hose and hood with damper. External hydraulically suspended parallelogram arms. "Free flow in the hose". Incredibly easy to move and stays in position. Prepared for Lamp cartridge in the hood and C-profile (30/30mm) under the first horizontal support arm.		
P-284	<b>Super-Max Extractor-Crane d. 125mm/8m (5+3m)</b> Incl. Wall bracket, two horizontal support arms (5m) with ball-bearings and disc brakes, extraction arm (3m) with hose and hood with damper. External hydraulically suspended parallelogram arms. "Free flow in the hose". Incredibly easy to move and stays in position. Prepared for Lamp cartridge in the hood and C-profile (30/30mm) under the first horizontal support arm.		



## Product Catalogue (EN) 2019-03-01

Art. Nr.

P-112	<b>Super-Max Extractor Arm d. 160mm/1.5m (0.25+1.5m)</b> Incl. Wall bracket, hose and hood with damper. External hydraulically suspended parallelogram arms. "Free flow in the hose". Incredibly easy to move and stays in position. Prepared for Lamp cartridge in the hood.		
P-113	<b>Super-Max Extractor Arm d. 160mm/1.5m (0.5+1.5m)</b> Incl. Wall bracket, hose and hood with damper. External hydraulically suspended parallelogram arms. "Free flow in the hose". Incredibly easy to move and stays in position. Prepared for Lamp cartridge in the hood.		
P-114	<b>Super-Max Extractor Arm d. 160mm/2m (0.25+2m)</b> Incl. Wall bracket, hose and hood with damper. External hydraulically suspended parallelogram arms. "Free flow in the hose". Incredibly easy to move and stays in position. Prepared for Lamp cartridge in the hood.		d.160mm  <b>Super-Max 1.5-4m</b>
P-115	<b>Super-Max Extractor Arm d. 160mm/2m (0.5+2m)</b> Incl. Wall bracket, hose and hood with damper. External hydraulically suspended parallelogram arms. "Free flow in the hose". Incredibly easy to move and stays in position. Prepared for Lamp cartridge in the hood.		
P-117	<b>Super-Max Extractor Arm d. 160mm/3m (0.5+3m)</b> Incl. Wall bracket, hose and hood with damper. External hydraulically suspended parallelogram arms. "Free flow in the hose". Incredibly easy to move and stays in position. Prepared for Lamp cartridge in the hood.		
P-121	<b>Super-Max Extractor Arm d. 160mm/4m (0.5+0.6+3m)</b> Incl. Wall bracket, hose and hood with damper. External hydraulically suspended parallelogram arms. "Free flow in the hose". Incredibly easy to move and stays in position. Prepared for Lamp cartridge in the hood.		
P-125	<b>Super-Max Extractor-Crane d. 160mm/4m (2+2m)</b> Incl. Wall bracket, two horizontal support arms (2m) with ball-bearings and disc brakes, extraction arm (2m) with hose and hood with damper. External hydraulically suspended parallelogram arms. "Free flow in the hose". Incredibly easy to move and stays in position. Prepared for Lamp cartridge in the hood and C-profile (30/30mm) under the first horizontal support arm.		
P-126	<b>Super-Max Extractor-Crane d. 160mm/5m (2+3m)</b> Incl. Wall bracket, two horizontal support arms (2m) with ball-bearings and disc brakes, extraction arm (3m) with hose and hood with damper. External hydraulically suspended parallelogram arms. "Free flow in the hose". Incredibly easy to move and stays in position. Prepared for Lamp cartridge in the hood and C-profile (30/30mm) under the first horizontal support arm.		 <b>Super-Max Extractor-Crane 4-8m</b> d.160mm



## Product Catalogue (EN) 2019-03-01

Art. Nr.

P-127	<b>Super-Max Extractor-Crane d. 160mm/6m (3+3m)</b> Incl. Wall bracket, two horizontal support arms (3m) with ball-bearings and disc brakes, extraction arm (3m) with hose and hood with damper. External hydraulically suspended parallelogram arms. "Free flow in the hose". Incredibly easy to move and stays in position. Prepared for Lamp cartridge in the hood and C-profile (30/30mm) under the first horizontal support arm.		d.160mm
P-128	<b>Super-Max Extractor-Crane d. 160mm/7m (4+3m)</b> Incl. Wall bracket, two horizontal support arms (4m) with ball-bearings and disc brakes, extraction arm (3m) with hose and hood with damper. External hydraulically suspended parallelogram arms. "Free flow in the hose". Incredibly easy to move and stays in position. Prepared for Lamp cartridge in the hood and C-profile (30/30mm) under the first horizontal support arm.		 <b>Super-Max Extractor-Crane 4-8m</b>
P-129	<b>Super-Max Extractor-Crane d. 160mm/8m (5+3m)</b> Incl. Wall bracket, two horizontal support arms (5m) with ball-bearings and disc brakes, extraction arm (3m) with hose and hood with damper. External hydraulically suspended parallelogram arms. "Free flow in the hose". Incredibly easy to move and stays in position. Prepared for Lamp cartridge in the hood and C-profile (30/30mm) under the first horizontal support arm.		
P-292	<b>Super-Max Extractor Arm d. 200mm/1.5m (0.25+1.5m)</b> Incl. Wall bracket, hose and hood with damper. External hydraulically suspended parallelogram arms. "Free flow in the hose". Incredibly easy to move and stays in position. Prepared for Lamp cartridge in the hood.		
P-293	<b>Super-Max Extractor Arm d. 200mm/1.5m (0.5+1.5m)</b> Incl. Wall bracket, hose and hood with damper. External hydraulically suspended parallelogram arms. "Free flow in the hose". Incredibly easy to move and stays in position. Prepared for Lamp cartridge in the hood.		
P-294	<b>Super-Max Extractor Arm d. 200mm/2m (0.25+2m)</b> Incl. Wall bracket, hose and hood with damper. External hydraulically suspended parallelogram arms. "Free flow in the hose". Incredibly easy to move and stays in position. Prepared for Lamp cartridge in the hood.		d.200mm  <b>Super-Max 1.5-4m</b>
P-295	<b>Super-Max Extractor Arm d. 200mm/2m (0.5+2m)</b> Incl. Wall bracket, hose and hood with damper. External hydraulically suspended parallelogram arms. "Free flow in the hose". Incredibly easy to move and stays in position. Prepared for Lamp cartridge in the hood.		

## Product Catalogue (EN) 2019-03-01


Art. Nr.

P-296	<b>Super-Max Extractor Arm d. 200mm/3m (0.5+3m)</b> Incl. Wall bracket, hose and hood with damper. External hydraulically suspended parallelogram arms. "Free flow in the hose". Incredibly easy to move and stays in position. Prepared for Lamp cartridge in the hood.		 <b>Super-Max 1.5-4m</b> d.200mm
P-297	<b>Super-Max Extractor Arm d. 200mm/4m (0.5+0.6+3m)</b> Incl. Wall bracket, hose and hood with damper. External hydraulically suspended parallelogram arms. "Free flow in the hose". Incredibly easy to move and stays in position. Prepared for Lamp cartridge in the hood.		
P-286	<b>Super-Max Extractor-Crane d. 200mm/4m (2+2m)</b> Incl. Wall bracket, two horizontal support arms (2m) with ball-bearings and disc brakes, extraction arm (2m) with hose and hood with damper. External hydraulically suspended parallelogram arms. "Free flow in the hose". Incredibly easy to move and stays in position. Prepared for Lamp cartridge in the hood and C-profile (30/30mm) under the first horizontal support arm.		
P-287	<b>Super-Max Extractor-Crane d. 200mm/5m (2+3m)</b> Incl. Wall bracket, two horizontal support arms (2m) with ball-bearings and disc brakes, extraction arm (3m) with hose and hood with damper. External hydraulically suspended parallelogram arms. "Free flow in the hose". Incredibly easy to move and stays in position. Prepared for Lamp cartridge in the hood and C-profile (30/30mm) under the first horizontal support arm.		
P-288	<b>Super-Max Extractor-Crane d. 200mm/6m (3+3m)</b> Incl. Wall bracket, two horizontal support arms (3m) with ball-bearings and disc brakes, extraction arm (3m) with hose and hood with damper. External hydraulically suspended parallelogram arms. "Free flow in the hose". Incredibly easy to move and stays in position. Prepared for Lamp cartridge in the hood and C-profile (30/30mm) under the first horizontal support arm.		 <b>Super-Max Extractor-Crane 4-8m</b> d.200mm
P-289	<b>Super-Max Extractor-Crane d. 200mm/7m (4+3m)</b> Incl. Wall bracket, two horizontal support arms (4m) with ball-bearings and disc brakes, extraction arm (3m) with hose and hood with damper. External hydraulically suspended parallelogram arms. "Free flow in the hose". Incredibly easy to move and stays in position. Prepared for Lamp cartridge in the hood and C-profile (30/30mm) under the first horizontal support arm.		



## Product Catalogue (EN) 2019-03-01



Art. Nr.

P-290	<b>Super-Max Extractor-Crane d. 200mm/8m (5+3m)</b> Incl. Wall bracket, two horizontal support arms (5m) with ball-bearings and disc brakes, extraction arm (3m) with hose and hood with damper. External hydraulically suspended parallelogram arms. "Free flow in the hose". Incredibly easy to move and stays in position. Prepared for Lamp cartridge in the hood and C-profile (30/30mm) under the first horizontal support arm.		 <b>Super-Max Extractor-Crane 4-8m</b>
-------	--	--	--

**Product Catalogue (EN) 2019-03-01**



Art. Nr.

**1.4 Super-Max Extractor Arms with Turning Flange. Models for Wall-, Ceiling-, Table- and Filter mounting.  
 D.75/100/125/160/200mm. 1.5-4m.**

P-407	<b>Super-Max SMSV Extractor Arm d.75mm/1,5m with Turning Flange Wall bracket.</b> Incl. turning flange Wall bracket, hose and hood with damper. External hydraulically suspended parallelogram arms. "Free flow in the hose". Incredibly easy to move and stays in position. Prepared for Lamp cartridge in the hood.		 d.75mm Super-Max SMSV 1.5-4m with Turning Flange Wallbracket
P-408	<b>Super-Max SMSV Extractor Arm d.75mm/2m with Turning Flange Wall bracket.</b> Incl. turning flange Wall bracket, hose and hood with damper. External hydraulically suspended parallelogram arms. "Free flow in the hose". Incredibly easy to move and stays in position. Prepared for Lamp cartridge in the hood.		
P-409	<b>Super-Max SMSV Extractor Arm d.75mm/3m with Turning Flange Wall bracket.</b> Incl. turning flange Wall bracket, hose and hood with damper. External hydraulically suspended parallelogram arms. "Free flow in the hose". Incredibly easy to move and stays in position. Prepared for Lamp cartridge in the hood.		
P-410	<b>Super-Max SMSV Extractor Arm d.75mm/4m with Turning Flange Wall bracket.</b> Incl. turning flange Wall bracket, hose and hood with damper. External hydraulically suspended parallelogram arms. "Free flow in the hose". Incredibly easy to move and stays in position. Prepared for Lamp cartridge in the hood.		
P-411	<b>Super-Max SMSV Extractor Arm d.100mm/1,5m with Turning Flange Wall bracket.</b> Incl. turning flange Wall bracket, hose and hood with damper. External hydraulically suspended parallelogram arms. "Free flow in the hose". Incredibly easy to move and stays in position. Prepared for Lamp cartridge in the hood.		 d.100mm Super-Max SMSV 1.5-4m with Turning Flange Wallbracket
P-412	<b>Super-Max SMSV Extractor Arm d.100mm/2m with Turning Flange Wall bracket.</b> Incl. turning flange Wall bracket, hose and hood with damper. External hydraulically suspended parallelogram arms. "Free flow in the hose". Incredibly easy to move and stays in position. Prepared for Lamp cartridge in the hood.		
P-413	<b>Super-Max SMSV Extractor Arm d.100mm/3m with Turning Flange Wall bracket.</b> Incl. turning flange Wall bracket, hose and hood with damper. External hydraulically suspended parallelogram arms. "Free flow in the hose". Incredibly easy to move and stays in position. Prepared for Lamp cartridge in the hood.		



## Product Catalogue (EN) 2019-03-01

Art. Nr.

P-414	<b>Super-Max SMSV Extractor Arm d.100mm/4m with Turning Flange Wall bracket.</b> Incl. turning flange Wall bracket, hose and hood with damper. External hydraulically suspended parallelogram arms. "Free flow in the hose". Incredibly easy to move and stays in position. Prepared for Lamp cartridge in the hood.		
P-415	<b>Super-Max SMSV Extractor Arm d.125mm/1,5m with Turning Flange Wall bracket.</b> Incl. turning flange Wall bracket, hose and hood with damper. External hydraulically suspended parallelogram arms. "Free flow in the hose". Incredibly easy to move and stays in position. Prepared for Lamp cartridge in the hood.		 d.125mm Super-Max SMSV 1.5-4m with Turning Flange Wallbracket
P-416	<b>Super-Max SMSV Extractor Arm d.125mm/2m with Turning Flange Wall bracket.</b> Incl. turning flange Wall bracket, hose and hood with damper. External hydraulically suspended parallelogram arms. "Free flow in the hose". Incredibly easy to move and stays in position. Prepared for Lamp cartridge in the hood.		
P-417	<b>Super-Max SMSV Extractor Arm d.125mm/3m with Turning Flange Wall bracket.</b> Incl. turning flange Wall bracket, hose and hood with damper. External hydraulically suspended parallelogram arms. "Free flow in the hose". Incredibly easy to move and stays in position. Prepared for Lamp cartridge in the hood.		
P-418	<b>Super-Max SMSV Extractor Arm d.125mm/4m with Turning Flange Wall bracket.</b> Incl. turning flange Wall bracket, hose and hood with damper. External hydraulically suspended parallelogram arms. "Free flow in the hose". Incredibly easy to move and stays in position. Prepared for Lamp cartridge in the hood.		
P-419	<b>Super-Max SMSV Extractor Arm d.160mm/1.5m with Turning Flange Wall bracket.</b> Incl. turning flange Wall bracket, hose and hood with damper. External hydraulically suspended parallelogram arms. "Free flow in the hose". Incredibly easy to move and stays in position. Prepared for Lamp cartridge in the hood.		 Super-Max SMSV 1.5-4m with Turning Flange Wallbracket  d.160mm
P-420	<b>Super-Max SMSV Extractor Arm d.160mm/2m with Turning Flange Wall bracket.</b> Incl. turning flange Wall bracket, hose and hood with damper. External hydraulically suspended parallelogram arms. "Free flow in the hose". Incredibly easy to move and stays in position. Prepared for Lamp cartridge in the hood.		
P-421	<b>Super-Max SMSV Extractor Arm d.160mm/3m with Turning Flange Wall bracket.</b> Incl. turning flange Wall bracket, hose and hood with damper. External hydraulically suspended parallelogram arms. "Free flow in the hose". Incredibly easy to move and stays in position. Prepared for Lamp cartridge in the hood.		



## Product Catalogue (EN) 2019-03-01

Art. Nr.

P-422	<b>Super-Max SMSV Extractor Arm d.160mm/4m with Turning Flange Wall bracket.</b> Incl. turning flange Wall bracket, hose and hood with damper. External hydraulically suspended parallelogram arms. "Free flow in the hose". Incredibly easy to move and stays in position. Prepared for Lamp cartridge in the hood.		
P-423	<b>Super-Max SMSV Extractor Arm d.200mm/1.5m with Turning Flange Wall bracket.</b> Incl. turning flange Wall bracket, hose and hood with damper. External hydraulically suspended parallelogram arms. "Free flow in the hose". Incredibly easy to move and stays in position. Prepared for Lamp cartridge in the hood.		
P-424	<b>Super-Max SMSV Extractor Arm d.200mm/2m with Turning Flange Wall bracket.</b> Incl. turning flange Wall bracket, hose and hood with damper. External hydraulically suspended parallelogram arms. "Free flow in the hose". Incredibly easy to move and stays in position. Prepared for Lamp cartridge in the hood.		d.200mm 
P-425	<b>Super-Max SMSV Extractor Arm d.200mm/3m with Turning Flange Wall bracket.</b> Incl. turning flange Wall bracket, hose and hood with damper. External hydraulically suspended parallelogram arms. "Free flow in the hose". Incredibly easy to move and stays in position. Prepared for Lamp cartridge in the hood.		Super-Max SMSV 1.5-4m with Turning Flange Wallbracket
P-426	<b>Super-Max SMSV Extractor Arm d.200mm/4m with Turning Flange Wall bracket.</b> Incl. turning flange Wall bracket, hose and hood with damper. External hydraulically suspended parallelogram arms. "Free flow in the hose". Incredibly easy to move and stays in position. Prepared for Lamp cartridge in the hood.		
P-130	<b>Super-Max SMT Ceiling-Extractor Arm with Turning Flange d.160mm/1.5m</b> Incl. turning flange, hose and hood with damper. 8 holes for M8 bolts in the flange. C/c 230mm. External hydraulically suspended parallelogram arms. "Free flow in the hose". Incredibly easy to move and stays in position. Prepared for Lamp cartridge in the hood.		
P-135	<b>Super-Max SMT Ceiling-Extractor Arm with Turning Flange d.160mm/2m</b> Incl. turning flange, hose and hood with damper. 8 holes for M8 bolts in the flange. C/c 230mm. External hydraulically suspended parallelogram arms. "Free flow in the hose". Incredibly easy to move and stays in position. Prepared for Lamp cartridge in the hood.		Super-Max SMT Ceiling 1.5-4m  d.160mm
P-136	<b>Super-Max SMT Ceiling-Extractor Arm with Turning Flange d.160mm/3m</b> Incl. turning flange, hose and hood with damper. 8 holes for M8 bolts in the flange. C/c 230mm. External hydraulically suspended parallelogram arms. "Free flow in the hose". Incredibly easy to move and stays in position. Prepared for Lamp cartridge in the hood.		



## Product Catalogue (EN) 2019-03-01

Art. Nr.

P-152	<b>Super-Max SMT Ceiling-Extractor Arm with Turning Flange d.160mm/4m</b> Incl. turning flange, hose and hood with damper. 8 holes for M8 bolts in the flange. C/c 230mm. External hydraulically suspended parallelogram arms. "Free flow in the hose". Incredibly easy to move and stays in position. Prepared for Lamp cartridge in the hood.		
P-223	<b>Super-Max SMT Ceiling-Extractor Arm with Turning Flange d.200mm/1.5m</b> Incl. turning flange, hose and hood with damper. 8 holes for M8 bolts in the flange. C/c 230mm. External hydraulically suspended parallelogram arms. "Free flow in the hose". Incredibly easy to move and stays in position. Prepared for Lamp cartridge in the hood.		
P-224	<b>Super-Max SMT Ceiling-Extractor Arm with Turning Flange d.200mm/2m</b> Incl. turning flange, hose and hood with damper. 8 holes for M8 bolts in the flange. C/c 230mm. External hydraulically suspended parallelogram arms. "Free flow in the hose". Incredibly easy to move and stays in position. Prepared for Lamp cartridge in the hood.		d.200mm 
P-225	<b>Super-Max SMT Ceiling-Extractor Arm with Turning Flange d.200mm/3m</b> Incl. turning flange, hose and hood with damper. 8 holes for M8 bolts in the flange. C/c 230mm. External hydraulically suspended parallelogram arms. "Free flow in the hose". Incredibly easy to move and stays in position. Prepared for Lamp cartridge in the hood.		<b>Super-Max SMT Ceiling 1.5-4m</b>
P-231	<b>Super-Max SMT Ceiling-Extractor Arm with Turning Flange d.200mm/4m</b> Incl. turning flange, hose and hood with damper. 8 holes for M8 bolts in the flange. C/c 230mm. External hydraulically suspended parallelogram arms. "Free flow in the hose". Incredibly easy to move and stays in position. Prepared for Lamp cartridge in the hood.		
P-232	<b>Super-Max SMB Table-Extractor Arm with Turning Flange d. 160mm/1.5m</b> Incl. turning flange, hose and hood with damper. 8 holes for M8 bolts in the flange. C/c 230mm. External hydraulically suspended parallelogram arms. "Free flow in the hose". Incredibly easy to move and stays in position. Prepared for Lamp cartridge in the hood.		
P-233	<b>Super-Max SMB Table-Extractor Arm with Turning Flange d. 160mm/2m</b> Incl. turning flange, hose and hood with damper. 8 holes for M8 bolts in the flange. C/c 230mm. External hydraulically suspended parallelogram arms. "Free flow in the hose". Incredibly easy to move and stays in position. Prepared for Lamp cartridge in the hood.		<b>Super-Max SMB Table 1.5-4m</b>  d.160mm
P-110	<b>Super-Max SMB Table-Extractor Arm with Turning Flange d. 160mm/3m</b> Incl. turning flange, hose and hood with damper. 8 holes for M8 bolts in the flange. C/c 230mm. External hydraulically suspended parallelogram arms. "Free flow in the hose". Incredibly easy to move and stays in position. Prepared for Lamp cartridge in the hood.		

## Product Catalogue (EN) 2019-03-01


Art. Nr.

P-111	<b>Super-Max SMB Table-Extractor Arm with Turning Flange d. 160mm/4m</b> Incl. turning flange, hose and hood with damper. 8 holes for M8 bolts in the flange. C/c 230mm. External hydraulically suspended parallelogram arms. "Free flow in the hose". Incredibly easy to move and stays in position. Prepared for Lamp cartridge in the hood.		 <b>Super-Max SMB Table 1.5-4m</b>
P-237	<b>Super-Max SMB Table-Extractor Arm with Turning Flange d. 200mm/1.5m</b> Incl. turning flange, hose and hood with damper. 8 holes for M8 bolts in the flange. C/c 230mm. External hydraulically suspended parallelogram arms. "Free flow in the hose". Incredibly easy to move and stays in position. Prepared for Lamp cartridge in the hood.		
P-238	<b>Super-Max SMB Table-Extractor Arm with Turning Flange d. 200mm/2m</b> Incl. turning flange, hose and hood with damper. 8 holes for M8 bolts in the flange. C/c 230mm. External hydraulically suspended parallelogram arms. "Free flow in the hose". Incredibly easy to move and stays in position. Prepared for Lamp cartridge in the hood.		d.200mm  <b>Super-Max SMB Table 1.5-4m</b>
P-119	<b>Super-Max SMB Table-Extractor Arm with Turning Flange d. 200mm/3m</b> Incl. turning flange, hose and hood with damper. 8 holes for M8 bolts in the flange. C/c 230mm. External hydraulically suspended parallelogram arms. "Free flow in the hose". Incredibly easy to move and stays in position. Prepared for Lamp cartridge in the hood.		
P-120	<b>Super-Max SMB Table-Extractor Arm with Turning Flange d. 200mm/4m</b> Incl. turning flange, hose and hood with damper. 8 holes for M8 bolts in the flange. C/c 230mm. External hydraulically suspended parallelogram arms. "Free flow in the hose". Incredibly easy to move and stays in position. Prepared for Lamp cartridge in the hood.		

**Product Catalogue (EN) 2019-03-01**


Art. Nr.

## **1.5 Super-Vac High Vacuum Extractor Arms and Extractor-Cranes D.63/75mm. 1.5-8m.**

P-060	<b>Super-Vac High Vacuum Extractor Arm d. 63mm/1.5m (0.25+1.5m).</b> Incl. Wall bracket, high vacuum hose and hood with damper. External hydraulically suspended parallelogram arms. "Free flow in the hose". Incredibly easy to move and stays in position.		 <p>d.63mm Super-Vac 1.5-4m</p>
P-061	<b>Super-Vac High Vacuum Extractor Arm d. 63mm/2m (0.25+2m).</b> Incl. Wall bracket, high vacuum hose and hood with damper. External hydraulically suspended parallelogram arms. "Free flow in the hose". Incredibly easy to move and stays in position.		
P-062	<b>Super-Vac High Vacuum Extractor Arm d. 63mm/3m (0.25+3m).</b> Incl. Wall bracket, high vacuum hose and hood with damper. External hydraulically suspended parallelogram arms. "Free flow in the hose". Incredibly easy to move and stays in position.		
P-063	<b>Super-Vac High Vacuum Extractor Arm d. 63mm/4m (0.5+0.6+3m).</b> Incl. Wall bracket, high vacuum hose and hood with damper. External hydraulically suspended parallelogram arms. "Free flow in the hose". Incredibly easy to move and stays in position.		
P-090	<b>Super-Vac High Vacuum Extractor-Crane d. 63mm/4m (2+2m).</b> Incl. Wall bracket, two horizontal support arms (2m) with ball-bearings and disc brakes, extractor arm (2m) with high vacuum hose and hood with damper. External hydraulically suspended parallelogram arms. "Free flow in the hose". Incredibly easy to move and stays in position. Prepared for Lamp cartridge in the hood and C-profile under the first horizontal support arm.		<p>d.63mm Super-Vac Extractor-Crane 4-8m</p>
P-091	<b>Super-Vac High Vacuum Extractor-Crane d. 63mm/5m (2+3m).</b> Incl. Wall bracket, two horizontal support arms (2m) with ball-bearings and disc brakes, extractor arm (3m) with high vacuum hose and hood with damper. External hydraulically suspended parallelogram arms. "Free flow in the hose". Incredibly easy to move and stays in position. Prepared for Lamp cartridge in the hood and C-profile under the first horizontal support arm.		
P-092	<b>Super-Vac High Vacuum Extractor-Crane d. 63mm/6m (3+3m).</b> Incl. Wall bracket, two horizontal support arms (3m) with ball-bearings and disc brakes, extractor arm (3m) with high vacuum hose and hood with damper. External hydraulically suspended parallelogram arms. "Free flow in the hose". Incredibly easy to move and stays in position. Prepared for Lamp cartridge in the hood and C-profile under the first horizontal support arm.		
P-093	<b>Super-Vac High Vacuum Extractor-Crane d. 63mm/7m (4+3m).</b> Incl. Wall bracket, two horizontal support arms (4m) with ball-bearings and disc brakes, extractor arm (3m) with high vacuum hose and hood with damper. External hydraulically suspended parallelogram arms. "Free flow in the hose". Incredibly easy to move and stays in position. Prepared for Lamp cartridge in the hood and C-profile under the first horizontal support arm.		

## Product Catalogue (EN) 2019-03-01

Art. Nr.

P-094	<b>Super-Vac High Vacuum Extractor-Crane d. 63mm/8m (5+3m).</b> Incl. Wall bracket, two horizontal support arms (5m) with ball-bearings and disc brakes, extractor arm (3m) with high vacuum hose and hood with damper. External hydraulically suspended parallelogram arms. "Free flow in the hose". Incredibly easy to move and stays in position. Prepared for Lamp cartridge in the hood and C-profile under the first horizontal support arm.		d.63mm  <b>Super-Vac Extractor-Crane 4-8m</b>
P-064	<b>Super-Vac High Vacuum Extractor Arm d. 75mm/1.5m (0.25+1.5m).</b> Incl. Wall bracket, high vacuum hose and hood with damper. External hydraulically suspended parallelogram arms. "Free flow in the hose". Incredibly easy to move and stays in position.		d.75mm  <b>Super-Vac 1.5-4m</b>
P-065	<b>Super-Vac High Vacuum Extractor Arm d. 75mm/2m (0.25+2m).</b> Incl. Wall bracket, high vacuum hose and hood with damper. External hydraulically suspended parallelogram arms. "Free flow in the hose". Incredibly easy to move and stays in position.		
P-066	<b>Super-Vac High Vacuum Extractor Arm d. 75mm/3m (0.25+3m).</b> Incl. Wall bracket, high vacuum hose and hood with damper. External hydraulically suspended parallelogram arms. "Free flow in the hose". Incredibly easy to move and stays in position.		
P-067	<b>Super-Vac High Vacuum Extractor Arm d. 75mm/4m (0.5+0.6+3m).</b> Incl. Wall bracket, high vacuum hose and hood with damper. External hydraulically suspended parallelogram arms. "Free flow in the hose". Incredibly easy to move and stays in position.		
P-095	<b>Super-Vac High Vacuum Extractor-Crane d. 75mm/4m (2+2m).</b> Incl. Wall bracket, two horizontal support arms (2m) with ball-bearings and disc brakes, extractor arm (2m) with high vacuum hose and hood with damper. External hydraulically suspended parallelogram arms. "Free flow in the hose". Incredibly easy to move and stays in position. Prepared for Lamp cartridge in the hood and C-profile under the first horizontal support arm.		d.75mm <b>Super-Vac Extractor-Crane 4-8m</b>
P-096	<b>Super-Vac High Vacuum Extractor-Crane d. 75mm/5m (2+3m).</b> Incl. Wall bracket, two horizontal support arms (2m) with ball-bearings and disc brakes, extractor arm (3m) with high vacuum hose and hood with damper. External hydraulically suspended parallelogram arms. "Free flow in the hose". Incredibly easy to move and stays in position. Prepared for Lamp cartridge in the hood and C-profile under the first horizontal support arm.		
P-097	<b>Super-Vac High Vacuum Extractor-Crane d. 75mm/6m (3+3m).</b> Incl. Wall bracket, two horizontal support arms (3m) with ball-bearings and disc brakes, extractor arm (3m) with high vacuum hose and hood with damper. External hydraulically suspended parallelogram arms. "Free flow in the hose". Incredibly easy to move and stays in position. Prepared for Lamp cartridge in the hood and C-profile under the first horizontal support arm.		



**Product Catalogue (EN) 2019-03-01**



Art. Nr.

P-098	<b>Super-Vac High Vacuum Extractor-Crane d. 75mm/7m (4+3m).</b> Incl. Wall bracket, two horizontal support arms (4m) with ball-bearings and disc brakes, extractor arm (3m) with high vacuum hose and hood with damper. External hydraulically suspended parallelogram arms. "Free flow in the hose". Incredibly easy to move and stays in position. Prepared for Lamp cartridge in the hood and C-profile under the first horizontal support arm.		<b>d.75mm            Super-Vac            Extractor-Crane 4-8m</b>
P-099	<b>Super-Vac High Vacuum Extractor-Crane d. 75mm/8m (5+3m).</b> Incl. Wall bracket, two horizontal support arms (5m) with ball-bearings and disc brakes, extractor arm (3m) with high vacuum hose and hood with damper. External hydraulically suspended parallelogram arms. "Free flow in the hose". Incredibly easy to move and stays in position. Prepared for Lamp cartridge in the hood and C-profile under the first horizontal support arm.		

**Product Catalogue (EN) 2019-03-01**


Art. Nr.

## **1.6 Flexa Wall/Ceiling/Table Extractor arms D.75/100mm, 1-1,6m.**

P-646	<b>Flexa wall/Ceiling Extractor arm Ø 75/ 1m</b> Incl. Wall bracket with turning flange, hose and hood. Inside parallelogram technology. Incredibly easy to move and retains it's position. Can be mounted on the wall with the Wall bracket and in the Ceiling by using just the turning flange.		
P-647	<b>Flexa wall/Ceiling Extractor arm Ø 75/ 1,3m</b> Incl. Wall bracket with turning flange, hose and hood. Inside parallelogram technology. Incredibly easy to move and retains it's position. Can be mounted on the wall with the Wall bracket and in the Ceiling by using just the turning flange.		
P-648	<b>Flexa wall/Ceiling Extractor arm Ø 75/ 1,6m</b> Incl. Wall bracket with turning flange, hose and hood. Inside parallelogram technology. Incredibly easy to move and retains it's position. Can be mounted on the wall with the Wall bracket and in the Ceiling by using just the turning flange.		
P-652	<b>Flexa wall/Ceiling Extractor arm Ø 100/ 1m</b> Incl. Wall bracket with turning flange, hose and hood. Inside parallelogram technology. Incredibly easy to move and retains it's position. Can be mounted on the wall with the Wall bracket and in the Ceiling by using just the turning flange.		
P-653	<b>Flexa wall/Ceiling Extractor arm Ø 100/ 1,3m</b> Incl. Wall bracket with turning flange, hose and hood. Inside parallelogram technology. Incredibly easy to move and retains it's position. Can be mounted on the wall with the Wall bracket and in the Ceiling by using just the turning flange.		
P-654	<b>Flexa wall/Ceiling Extractor arm Ø 100/ 1,6m</b> Incl. Wall bracket with turning flange, hose and hood. Inside parallelogram technology. Incredibly easy to move and retains it's position. Can be mounted on the wall with the Wall bracket and in the Ceiling by using just the turning flange.		
P-649	<b>Flexa Table Extractor arm Ø 75/ 1m</b> Incl. Tablebracket with turning flange, hose and hood. Inside parallelogram technology. Incredibly easy to move and retains it's position. Can be mounted on the edge of the table with the tablebracket and on the table by using just the turning flange.		
P-650	<b>Flexa Table Extractor arm Ø 75/ 1,3m</b> Incl. Tablebracket with turning flange, hose and hood. Inside parallelogram technology. Incredibly easy to move and retains it's position. Can be mounted on the edge of the table with the tablebracket and on the table by using just the turning flange.		

## Product Catalogue (EN) 2019-03-01



Art. Nr.

P-651	<b>Flexa Table Extractor arm Ø 75/ 1,6m</b> Incl. Tablebracket with turning flange, hose and hood. Inside parallelogram technology. Incredibly easy to move and retains it's position. Can be mounted on the edge of the table with the tablebracket and on the table by using just the turning flange.		
P-656	<b>Flexa Table Extractor arm Ø 100/ 1m</b> Incl. Tablebracket with turning flange, hose and hood. Inside parallelogram technology. Incredibly easy to move and retains it's position. Can be mounted on the edge of the table with the tablebracket and on the table by using just the turning flange.		
P-657	<b>Flexa Table Extractor arm Ø 100/ 1,3m</b> Incl. Tablebracket with turning flange, hose and hood. Inside parallelogram technology. Incredibly easy to move and retains it's position. Can be mounted on the edge of the table with the tablebracket and on the table by using just the turning flange.		
P-658	<b>Flexa Table Extractor arm Ø 100/ 1,6m</b> Incl. Tablebracket with turning flange, hose and hood. Inside parallelogram technology. Incredibly easy to move and retains it's position. Can be mounted on the edge of the table with the tablebracket and on the table by using just the turning flange.		

**Product Catalogue (EN) 2019-03-01**


Art. Nr.

## **1.7 Chemikus Wall/ Ceiling/Table Extractor arms D.75/100mm, 1-1,6m.**

P-660	<b>Chemikus wall/ceilings Extractor arm Ø 75/ 1m</b> Incl. Wall bracket and turning flange, hose and hood. External hydraulically suspended electro galvanized parallelogram arms. "Free blow in the hose". Incredibly easy to move and retains it's position. Can be mounted on the wall with the wall bracket and in the ceilings by using just the turning flange.		
P-661	<b>Chemikus wall/ceilings Extractor arm Ø 75/ 1,3m</b> Incl. Wall bracket and turning flange, hose and hood. External hydraulically suspended electro galvanized parallelogram arms. "Free blow in the hose". Incredibly easy to move and retains it's position. Can be mounted on the wall with the wall bracket and in the ceilings by using just the turning flange.		
P-662	<b>Chemikus wall/ceilings Extractor arm Ø 75/ 1,6m</b> Incl. Wall bracket and turning flange, hose and hood. External hydraulically suspended electro galvanized parallelogram arms. "Free blow in the hose". Incredibly easy to move and retains it's position. Can be mounted on the wall with the wall bracket and in the ceilings by using just the turning flange.		
P-666	<b>Chemikus wall/ceilings Extractor arm Ø 100/ 1m</b> Incl. Wall bracket and turning flange, hose and hood. External hydraulically suspended electro galvanized parallelogram arms. "Free blow in the hose". Incredibly easy to move and retains it's position. Can be mounted on the wall with the wall bracket and in the ceilings by using just the turning flange.		
P-667	<b>Chemikus wall/ceilings Extractor arm Ø100/ 1,3m</b> Incl. Wall bracket and turning flange, hose and hood. External hydraulically suspended electro galvanized parallelogram arms. "Free blow in the hose". Incredibly easy to move and retains it's position. Can be mounted on the wall with the wall bracket and in the ceilings by using just the turning flange.		
P-668	<b>Chemikus wall/ceilings Extractor arm Ø 100/ 1,6m</b> Incl. Wall bracket and turning flange, hose and hood. External hydraulically suspended electro galvanized parallelogram arms. "Free blow in the hose". Incredibly easy to move and retains it's position. Can be mounted on the wall with the wall bracket and in the ceilings by using just the turning flange.		
P-663	<b>Chemikus Table Extractor arm Ø 75/1m</b> Incl. Table bracket and turning flange, hose and hood. External hydraulically suspended electro galvanized parallelogram arms. "Free blow in the hose". Incredibly easy to move and retains it's position. Can be mounted on the edge of the table with the table bracket or on the table by using just the turning flange.		

## Product Catalogue (EN) 2019-03-01

Art. Nr.


P-664	<b>Chemikus Table Extractor arm Ø 75/1,3m</b> Incl. Table bracket and turning flange, hose and hood. External hydraulically suspended electro galvanized parallelogram arms. "Free blow in the hose". Incredibly easy to move and retains it's position. Can be mounted on the edge of the table with the table bracket or on the table by using just the turning flange.		
P-665	<b>Chemikus Table Extractor arm Ø 75/1,6m</b> Incl. Table bracket and turning flange, hose and hood. External hydraulically suspended electro galvanized parallelogram arms. "Free blow in the hose". Incredibly easy to move and retains it's position. Can be mounted on the edge of the table with the table bracket or on the table by using just the turning flange.		
P-669	<b>Chemikus Table Extractor arm Ø 100/1m</b> Incl. Table bracket and turning flange, hose and hood. External hydraulically suspended electro galvanized parallelogram arms. "Free blow in the hose". Incredibly easy to move and retains it's position. Can be mounted on the edge of the table with the table bracket or on the table by using just the turning flange.		
P-670	<b>Chemikus Table Extractor arm Ø 100/1,3m</b> Incl. Table bracket and turning flange, hose and hood. External hydraulically suspended electro galvanized parallelogram arms. "Free blow in the hose". Incredibly easy to move and retains it's position. Can be mounted on the edge of the table with the table bracket or on the table by using just the turning flange.		
P-671	<b>Chemikus Table Extractor arm Ø 100/1,6m</b> Incl. Table bracket and turning flange, hose and hood. External hydraulically suspended electro galvanized parallelogram arms. "Free blow in the hose". Incredibly easy to move and retains it's position. Can be mounted on the edge of the table with the table bracket or on the table by using just the turning flange.		

**Product Catalogue (EN) 2019-03-01**

Art. Nr.





## 2. Fans and Accessories

### 2.1 Fans and Fan Brackets for Extractor Arms and Extractor-Cranes.

P-011	<b>P-Max Fan 0.37 kW/3-Phase/1300m3 freeblowing/ 230V/400V/50Hz/440V/60Hz.</b> Incl. fan case, motor and d.200mm outlet (inside measure). For mounting directly on to the Wall bracket of Flexi-, Super-Max SMSV Extractor Arms and Exhaust-hose Wall brackets. For mounting on Fanbracket for Extractor-Cranes and Exhaustgas- Hose reels.		<b>P-Max fans</b>  
P-012	<b>P-Max Fan 0.75 kW/3-Phase/2100m3 freeblowing/ 230V/400V/50Hz/440V/60Hz.</b> Incl. fan case, motor and d.200mm outlet (inside measure). For mounting directly on to the Wall bracket of Flexi-, Super-Max SMSV Extractor Arms and Exhaust-hose Wall brackets. For mounting on Fanbracket for Extractor-Cranes, Wall-Flex and Exhaustgas- Hose reels.		
P-013	<b>P-Max Fan TURBO 0.75 kW/3-Phase/2100m3 230V/400V/50Hz/440V/60Hz.</b> <u>Must not be run freeblowing!</u> Incl. fan case, motor and d.200mm outlet (inside measure). For mounting directly on to the Wall bracket of Flexi-, Super-Max SMSV Extractor Arms and Exhaust-hose Wall brackets. For mounting on Fanbracket for Extractor-Cranes, Wall-Flex and Exhaustgas-Hose reels.		
P-032	<b>P-Max Fan 1.1 kW/3-Phase/2100m3 freeblowing/ 230V/400V/50Hz/440V/60Hz.</b> Incl. fan case, motor and d.200mm outlet (inside measure). For mounting directly on to the Wall bracket of Flexi-, Super-Max SMSV Extractor Arms and Exhaust-hose Wall brackets. For mounting on Fanbracket for Extractor-Cranes, Wall-Flex and Exhaustgas-Hose reels.		
P-122	<b>V-Max Fan without Support Bracket and Inlet/ 1.1 kW/3-Phase/3000m3 freeblowing /230V/400V/50Hz/440V/60Hz.</b> Incl. fan case, motor and outlet 145/220mm. For mounting directly on the Wall bracket of Flexi-, Super-Max SMSV Extractor Arms and Exhausthose-Wall brackets. For mounting on Fan Brackets for Extractor-Cranes, Wall-Flex and Exhaustgas-Hose reels.		
P-015	<b>P-Max Fan 0.75 kW/1-Phase TURBO/2100m3/ 220V/50Hz.</b> <u>Must not be run freeblowing!</u> Incl. fan case, motor and d.200mm outlet (inside measure). For mounting directly on to the Wall bracket of Flexi-, Super-Max SMSV Extractor Arms and Exhaust-hose Wall brackets. For mounting on Fanbracket for Extractor-Cranes, Wall-Flex and Exhaustgas-Hose reels.		




## Product Catalogue (EN) 2019-03-01

Art. Nr.

P-088	<b>Fan Bracket and Inlet d. 125mm</b> for Super-Max Extractor Arms with d. 125mm or thinner hose. Can also be used for Super-Max and Pro-Flex Extractor-Cranes with d. 125mm or thinner hose.		 <p>Fan brackets 2pcs.</p> <p>Inlet for Pro-Flex och Super-Max</p>
P-016	<b>Fan Bracket and Inlet d. 160mm</b> for Super-Max Extractor Arms with d. 160mm hose. Can be used for Super-Max and Pro-Flex Extractor-Cranes (However Fan Bracket with Turning Flange for the hose is strongly recommended).		
P-089	<b>Fan Bracket and Inlet d. 200mm</b> for Super-Max Extractor Arms with d. 200mm hose.		
P-045	<b>Fan Bracket with d. 160mm Turning Flange for Extractor-Cranes.</b> For Flexi-and Super-Max Extractor-Cranes. With the fan bracket the hose will not break at the connection to the fan, when the first horizontal support arm is moved up towards the wall.		 <p>d.160/200 mm</p> <p>Fan bracket for Extractor-Cranes</p>
P-151	<b>Fan Bracket with d. 200mm Turning Flange for Extractor-Cranes.</b> For Flexi-and Super-Max Extractor-Cranes. With the fan bracket the hose will not break at the connection to the fan, when the first horizontal support arm is moved up towards the wall.		
P-030	<b>Turning Flange for d. 160mm Hose for Extractor-Cranes. For Flexi- and Super-Max Extractor-Cranes.</b> To be mounted at the connection between hose and ventilation ducting at the wall in central extraction systems. With the turning flange the hose will not break at the connection at the wall, when the first horizontal support arm is moved up towards the wall.		 <p>Turning Flange d. 160/200 mm</p>
P-031	<b>Turning Flange for d. 200mm Hose for Extractor-Cranes. For Flexi- and Super-Max Extractor-Cranes.</b> To be mounted at the connection between hose and ventilation ducting at the wall in central extraction systems. With the turning flange the hose will not break at the connection at the wall, when the first horizontal support arm is moved up towards the wall.		
P-131	<b>Central Fan V-Max 1300 m3/0.37 kW/3-Phase with support for floor/wall/ceiling mounting.</b> Incl. fan case, inlet d.160mm, outlet d.200mm (inside measure) and motor 0.37 kW/3-Phase/230V/380-420V/50Hz/1A/IP55/440V/60Hz.		 <p>V-Max Fans</p>
P-132	<b>Central Fan V-Max 2100 m3/0.75 kW/3-Phase with support for floor/wall/ceiling mounting.</b> Incl. fan case, inlet d.160mm, outlet d.200mm (inside measure) and motor 0.75 kW/3-Phase/230V/380-420V /50Hz/2A/IP55/440V/60Hz.		
P-133	<b>Central Fan V-Max 3000 m3/1.1 kW/3-Phase with support for floor/wall/ceiling mounting.</b> Incl. fan case, inlet d.250mm, outlet 145x220mm and motor 1.1 kW/3-Phase/230V/380-420V /50Hz/2.7A/IP55/440V/60Hz.		
P-134	<b>Central Fan V-Max 4600 m3/2.2 kW/3-Phase with support for floor/wall/ceiling mounting.</b> Incl. fan case, inlet d.250mm, outlet 145x220mm and motor 2.2 kW/3-Phase/230V/380-420V /50Hz/4.6A/IP55/440V/60Hz.		

## Product Catalogue (EN) 2019-03-01

Art. Nr.




P-324	<b>Mobi-Fan 0.75 kW/1-Phase/220V/50Hz.</b> Mobile Fan on wheels with handle, circuit-breaker with motor cut-out, 4m cable with plug, d.159 mm inlet (outside measure) and d.200 mm outlet (inside measure).		
P-402	<b>Mobi-Fan 0.75kW/3-Phase/230V/380-420V/50Hz/440V/60Hz.</b> Mobile Fan on wheels with handle, circuit-breaker with motor cut-out, d.159 mm inlet (outside measure) and d. 200 mm outlet (inside measure). Cable and plug not included.		
P-017	<b>Extension Hose 2m d. 160mm with Magnet Hood.</b> Incl. hood with support and two magnets, 2m d.160mm hose, 2 hose clamps and quick connection which fits the hood of d.125 or 160 mm extractor arms and extractor-cranes (not needed for Mobi-Fan).		 <b>Extension Hose with Magnet Hood</b>
P-018	<b>Extension Hose 3m d. 160mm with Magnet Hood.</b> Incl. hood with support and two magnets, 3m d.160mm hose, 2 hose clamps and quick connection which fits the hood of d.125 or 160 mm extractor arms and extractor-cranes (not needed for Mobi-Fan).		
P-396	<b>Hose 2m d. 160mm and 2 Hose Clamps.</b> Incl. 2m d. 160mm hose, 2 hose clamps and quick connection which fits the hood of d.125 or 160 mm extractor arms and extractor-cranes (not needed for Mobi-Fan).		 <b>Extension Hose</b>
P-397	<b>Hose 3m d. 160mm and 2 Hose Clamps.</b> Incl. 3m d. 160mm hose, 2 hose clamps and quick connection which fits the hood of d.125 or 160 mm mmextractor arms and extractor-cranes (not needed for Mobi-Fan).		
P-398	<b>Hose 6m d. 160mm and 2 Hose Clamps.</b> Incl. 6m d. 160mm hose, 2 hose clamps and quick connection which fits the hood of d.125 or 160 mm extractor arms and extractor-cranes (not needed for Mobi-Fan).		
P-399	<b>Extension Hose 2m d. 200mm+ 1 Hose Clamp + Flange for d 200 Outlet of Mobi- Fan.</b>		
P-400	<b>Extension Hose 3m d. 200mm+ 1 Hose Clamp + Flange for d 200 Outlet of Mobi- Fan.</b>		
P-401	<b>Reduction D.200/160. Fits into d 200 mm Outlet of the Mobi-Fan.</b>		



**Product Catalogue (EN) 2019-03-01**






Art. Nr.

## **2.2 Mechanical Accessories for Extractor Arms and Extractor-Cranes.**

P-030	<b>Turning Flange for d. 160mm Hose for Extractor-Cranes.</b> For Flexi- and Super-Max Extractor-Cranes. To be mounted at the connection between hose and ventilation ducting at the wall in central extraction systems. With the turning flange the hose will not break at the connection at the wall, when the first horizontal support arm is moved up towards the wall.		 <b>Turning Flange d. 160/200 mm</b>
P-031	<b>Turning Flange for d. 200mm Hose for Extractor-Cranes.</b> For Flexi and Super-Max Extractor-Cranes. To be mounted at the connection between hose and ventilation ducting at the wall in central extraction systems. With the turning flange the hose will not break at the connection at the wall, when the first horizontal support arm is moved up towards the wall.		
P-017	<b>Extension Hose 2m d. 160mm with Magnet Hood.</b> Incl. hood with support and two magnets, 2m d.160mm hose, 2 hose clamps and quick connection which fits the hood of d.125 or160 mm extractor arms and extractor-cranes (not needed for Mobi-Fan).		 <b>Extension Hose with Magnet Hood</b>
P-018	<b>Extension Hose 3m d. 160mm with Magnet Hood.</b> Incl. hood with support and two magnets, 3m d.160mm hose, 2 hose clamps and quick connection which fits the hood of d.125 or160 mm extractor arms and extractor-cranes (not needed for Mobi-Fan).		
P-427	<b>Floor/Ceiling Stanchion 0.5m for Flexi Extraction Arms 1.5-5m and Super-Max SMSV.</b>		 <b>Flexi Floor/Ceiling Stanchion</b>
P-428	<b>Floor/Ceiling Stanchion 0.75m for Flexi Extraction Arms 1.5-5m and Super-Max SMSV.</b>		
P-021	<b>Floor/Ceiling Stanchion 1m for Flexi Extraction Arms 1.5-5m and Super-Max SMSV.</b>		
P-429	<b>Floor/Ceiling Stanchion 1.25m for Flexi Extraction Arms 1.5-5m and Super-Max SMSV.</b>		
P-430	<b>Floor/Ceiling Stanchion 1.5m for Flexi Extraction Arms 1.5-5m and Super-Max SMSV.</b>		
P-431	<b>Floor/Ceiling Stanchion 1.75m for Flexi Extraction Arms 1.5-5m and Super-Max SMSV.</b>		
P-022	<b>Floor/Ceiling Stanchion 2m for Flexi Extraction Arms 1.5-5m and Super-Max SMSV.</b>		
P-432	<b>Floor/Ceiling Stanchion 2.25m for Flexi Extraction Arms 1.5-5m and Super-Max SMSV.</b>		
P-433	<b>Floor/Ceiling Stanchion 2.5m for Flexi Extraction Arms 1.5-5m and Super-Max SMSV.</b>		


## Product Catalogue (EN) 2019-03-01

Art. Nr.

P-434	Floor/Ceiling Stanchion 0.5m for Super-Max 1,5-4m.		
P-435	Floor/Ceiling Stanchion 0.75m for Super-Max 1,5-4m.		
P-083	Floor/Ceiling Stanchion 1m for Super-Max 1,5-4m.		
P-436	Floor/Ceiling Stanchion 1.25m for Super-Max 1,5-4m.		
P-437	Floor/Ceiling Stanchion 1.5m for Super-Max 1,5-4m.		
P-438	Floor/Ceiling Stanchion 1.75m for Super-Max 1,5-4m.		
P-084	Floor/Ceiling Stanchion 2m for Super-Max 1,5-4m.		
P-439	Floor/Ceiling Stanchion 2.25m for Super-Max 1,5-4m.		
P-440	Floor/Ceiling Stanchion 2.5m for Super-Max 1,5-4m.		
P-050	Suspension Shackle with turning joint. Max. hanging weight 60 kg. Not for lifting. Fits the first horizontal arm of Extractor Cranes and Support Arms (not Herkules). Incl. suspension shackle with turning joint, carbine hook and M10/90mm bolt with nut.		
P-027	C-Profile 30/30/10/2mm for Extractor-Cranes and Suspension Arms which have a first Horizontal Support Arm with a length of 1.3m. Incl. C-profile 30/30/10/2mm L. 820mm with 3 M10/90mm bolts and nuts.		
P-028	C-Profile 30/30/10/2mm for Extractor-Cranes and Suspension Arms which have a first Horizontal Support Arm with a length of 2.3m. Incl. C-profile 30/30/10/2mm L. 1870mm with 6 M10/90mm bolts and nuts.		
P-029	C-Profile 30/30/10/2mm for Extractor-Cranes and Suspension Arms which have a first Horizontal Support Arm with a length of 3m. Incl. C-profile 30/30/10/2mm L. 2570mm with 8 M10/90mm bolts and nuts.		
P-023	Suspension Trolley with 4 Ball Bearing Wheels for C-Profile 30/30 mm and Herkules Suspension Arms. Max. 60 kg weight (not for lifting). Incl. trolley with 4 ball bearing wheels.		
P-024	Suspension Trolley with plastic Wheels for C-Profile 30/30 mm and Herkules Suspension Arms. Max. 10 kg weight (not for lifting). Incl. trolley with 2 plastic wheels, S-hook and a sling.		

**Product Catalogue (EN) 2019-03-01**

Art. Nr.

P-156	<b>Herkules Suspension Arm 0.5m/200 kg. <u>Not for lifting!</u></b> Incl.Wall bracket with disc brake, 0.5m frame structure steel suspension arm with ball bearings and 3-way mounting bracket in the end. C-profile 30/30/10/2mm along the bottom side of the arm. Herkules can carry two "9m Extractor Cranes" or one "H-Flex Suspension Arm 3.7m with an Exhaustgas Hose Reel" or two "H-Flex Suspension Arms 3.7m with Wall bracket for Exhaustgas Hose".		 <p><b>Herkules 0.5-4 m</b></p>
P-193	<b>Herkules Suspension Arm 1m/200 kg. <u>Not for lifting!</u></b> Incl.Wall bracket with disc brake, 1m frame structure steel suspension arm with ball bearings and 3-way mounting bracket in the end. C-profile 30/30/10/2mm along the bottom side of the arm. Herkules can carry two "9m Extractor Cranes" or one "H-Flex Suspension Arm 3.7m with an Exhaustgas Hose Reel" or two "H-Flex Suspension Arms 3.7m with Wall bracket for Exhaustgas Hose".		
P-194	<b>Herkules Suspension Arm 2m/200 kg. <u>Not for lifting!</u></b> Incl.Wall bracket with disc brake, 2m frame structure steel suspension arm with ball bearings and 3-way mounting bracket in the end. C-profile 30/30/10/2mm along the bottom side of the arm. Herkules can carry two "9m Extractor Cranes" or one "H-Flex Suspension Arm 3.7m with an Exhaustgas Hose Reel" or two "H-Flex Suspension Arms 3.7m with Wall bracket for Exhaustgas Hose".		
P-195	<b>Herkules Suspension Arm 3m/200 kg. <u>Not for lifting!</u></b> Incl.Wall bracket with disc brake, 3m frame structure steel suspension arm with ball bearings and 3-way mounting bracket in the end. C-profile 30/30/10/2mm along the bottom side of the arm. Herkules can carry two "9m Extractor Cranes" or one "H-Flex Suspension Arm 3.7m with an Exhaustgas Hose Reel" or two "H-Flex Suspension Arms 3.7m with Wall bracket for Exhaustgas Hose".		
P-190	<b>Herkules Suspension Arm 4m/200 kg. <u>Not for lifting!</u></b> Incl.Wall bracket with disc brake, 4m frame structure steel suspension arm with ball bearings and 3-way mounting bracket in the end. C-profile 30/30/10/2mm along the bottom side of the arm. Herkules can carry two "9m Extractor Cranes" or one "H-Flex Suspension Arm 3.7m with an Exhaustgas Hose Reel" or two "H-Flex Suspension Arms 3.7m with Wall bracket for Exhaustgas Hose".		

## Product Catalogue (EN) 2019-03-01

Art. Nr.

P-472	<b>Hose Set d. 125mm/2.3m for Herkules 0.5m and 1m Suspension Arms.</b> Set of 2.3 m d.125mm hose, 2 hose clamps, 3 hose bands and one d.125mm hose connection.		
P-449	<b>Hose Set d. 160mm/2.3m for Herkules 0.5m and 1m Suspension Arms.</b> Set of 2.3 m d.160mm hose, 2 hose clamps, 3 hose bands and one d.160mm hose connection.		
P-473	<b>Hose Set d. 200mm/2.3m for Herkules 0.5m and 1m Suspension Arms.</b> Set of 2.3 m d.200mm hose, 2 hose clamps, 3 hose bands and one d.200mm hose connection.		
P-474	<b>Hose Set d. 125mm/3.3m for H-Flex 2m Suspension Arm or HH-Flex/2-2.3m Suspension Arms or Herkules 2m Suspension Arm.</b> Incl. 3.3m d.125mm hose, 2 hose clamps, 4 hose bands and one d.125mm hose connection.		
P-448	<b>Hose Set d. 160mm/3.3m for H-Flex 2m Suspension Arm or HH-Flex/2-2.3m Suspension Arms or Herkules 2m Suspension Arm.</b> Incl. 3.3m d.160mm hose, 2 hose clamps, 4 hose bands and one d.160mm hose connection.		
P-475	<b>Hose Set d. 200mm/3.3m for H-Flex 2m Suspension Arm or HH-Flex/2-2.3m Suspension Arms or Herkules 2m Suspension Arm.</b> Incl. 3.3m d.200mm hose, 2 hose clamps, 4 hose bands and one d.200mm hose connection.		
P-476	<b>Hose Set d. 125mm/4m for H-Flex 3m Suspension Arm or HH-Flex/3-3.5m Suspension Arms or Herkules 3m Suspension Arm.</b> Incl. 4m d.125mm hose, 2 hose clamps, 5 hose bands and one d.125mm hose connection.		
P-447	<b>Hose Set d. 160mm/4m for H-Flex 3m Suspension Arm or HH-Flex/3-3.5m Suspension Arms or Herkules 3m Suspension Arm.</b> Incl. 4m d.160mm hose, 2 hose clamps, 5 hose bands and one d.160mm hose connection.		
P-477	<b>Hose Set d. 200mm/4m for H-Flex 3m Suspension Arm or HH-Flex/3-3.5m Suspension Arms or Herkules 3m Suspension Arm.</b> Incl. 4m d.200mm hose, 2 hose clamps, 5 hose bands and one d.200mm hose connection.		
P-478	<b>Hose Set d. 125mm/5m for H-Flex 3,7m Suspension Arm or HH-Flex/4-4.5m Suspension Arms or Herkules 4m Suspension Arm.</b> Incl. 5m d.125mm hose, 2 hose clamps, 5 hose bands and one d.125mm hose connection.		
P-191	<b>Hose Set d. 160mm/5m for H-Flex 3,7m Suspension Arm or HH-Flex/4-4.5m Suspension Arms or Herkules 4m Suspension Arm.</b> Incl. 5m d.160mm hose, 2 hose clamps, 5 hose bands and one d.160mm hose connection.		
P-479	<b>Hose Set d. 200mm/5m for H-Flex 3,7m Suspension Arm or HH-Flex/4-4.5m Suspension Arms or Herkules 4m Suspension Arm.</b> Incl. 5m d.200mm hose, 2 hose clamps, 5 hose bands and one d.200mm hose connection.		


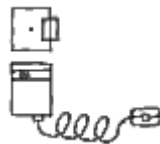





**Extension Hose**

**Product Catalogue (EN) 2019-03-01**

Art. Nr.




## **2.3 Electronic Accessories for Fans, Extractor Arms and Extractor-Cranes.**

P-019	<b>Halogen Lamp Cartridge</b> 20 Watt/12V. For d.125/160/200 mm Hoods (Flexi Hoods and Super-Max Hoods)		
P-020	<b>Transformer</b> 220/12V for Halogen Lamp Cartridge above.		
P-109	<b>S-Max. Automatic motorized Damper. Automatic open/close Function of the Damper when welding.</b> Unit with electronics, transformer 220/24/12V, 5 m cable with sensor clamp (double Hall sensors for safe sensing) and motorized damper. 30sec overrun time. Lamp P-019 can be connected.		
P-118	<b>C-Max. Energy saving Control Unit for Central Extraction Fan.</b> Combined with E-Max or S-Max it will start the central fan when welding takes place. Unit with electronics, transformer 220/24/12 V and contactor for up to 4.4 kW (380-420 Volt) fan motor. Must be combined with relevant motor overload protection (not included).		
P-014	<b>E-Max Energy Saver. Automatic Start/Stop of Fan when welding.</b> Unit with electronics, transformer 220/24/12V, contactor and 5 m cable with sensor clamp (double Hall sensors for safe sensing). 30 sec overrun time. Must be combined with relevant motor overload protection (not included). Lamp P-019 can be connected		
P-025	<b>E-Man. 24 Volt Starter of Fan from the Hood.</b> Unit for wall mounting with contactor and transformer 220/24/12V. 5 m cable with start/stop switch for mounting on the Hood. Must be combined with relevant motor overload protection (not included). Lamp P-019 can be connected		

## Product Catalogue (EN) 2019-03-01

Art. Nr.





# 3. Mobile and Stationary Filters

<b>3.1 Portable Filters.</b>			
<b>P-609</b>	<b>Porta-Flex 200 portable welding Fume Filter. 1-Phase/220V/50Hz.</b> Incl. filterbox and handle of powder painted steel sheet, spark trap, filter cartridge, high vacuum fan 1-phase/220V/1kW/50Hz, 4m cable with plug and 2.5m extraction hose. Nozzle has to be ordered separately.		
<b>P-611</b>	<b>Porta-Flex 400 portable welding Fume Filter. 1-Phase/ 220V/50Hz.</b> Incl. filterbox and handle of powder painted steel sheet, spark trap, filter cartridge, 2 high vacuum fans 1-phase/220V/1kW/50Hz, 4m cable with plug and 2.5m extraction hose. Nozzle has to be ordered separately.		
<b>P-613</b>	<b>Porta-Flex 200 Auto portable welding Fume Filter with auto Start/Stop. 1-phase/220V/50Hz.</b> Incl. filterbox and handle of powder painted steel sheet, spark trap, filter cartridge, high vacuum fan with auto start/stop with 4m cable and sensor 1-phase/220V/1kW/50Hz, 4m cable with plug and 2.5m extraction hose. Nozzle has to be ordered separately.		
<b>P-615</b>	<b>Magnet Nozzle 400mm wide.</b>		
<b>P-616</b>	<b>Magnet Nozzle 300mm wide.</b>		
<b>P-617</b>	<b>Magnet Nozzle 200mm wide.</b>		
<b>P-618</b>	<b>Magnet Nozzle 80mm wide with flexible steel hose.</b>		
<b>P-619</b>	<b>Replacement Filter for Porta-Flex 200/400/200Auto.</b>		
<b>P-620</b>	<b>HEPA Filter H13, 12m2 for Porta-Flex 200/400/200Auto.</b>		

## Product Catalogue (EN) 2019-03-01








Art. Nr.

### 3.2 Mobile filters.

P-001	<b>MF mobile Filter with Filter cartridge. 1-Phase/220V/50Hz.</b> Incl. filterbox of powder coated steel sheet with 4 wheels (2 with brakes), filter cartridge 14 m2 (99,9 %), 1-phase 0.75 kW fan, circuit breaker with motor overload protection and 4m cable with plug. FLB-Extractor arm has to be ordered separately.		
P-540	<b>MF-Eco Jet -Pulse Mobile Filter with compressed air cleaning. 1-Phase/220V/50Hz.</b> Incl. filterbox of powder coated steel sheet with 4 wheels (2 with brakes), filter cartridge (99.9 % efficiency) with built in compressed air cleaning, 1-phase/ 0.75 kW/220V/50hz fan, circuit breaker with motor overload protection and 4m cable with plug. Shall be equipped with Flexi FLB extractor arm diameter 160mm or 200mm. 1.5-3m (to be ordered separately).		
P-543	<b>MF-Eco Jet-Pulse Mobile Filter with compressed air cleaning. 3-Phase/380-420V/50Hz.</b> Incl. filterbox of powder coated steel sheet with 4 wheels (2 with brakes), filter cartridge (99.9% efficiency) with built in compressed air cleaning, 3-phase/0.75 kW/380-420V/50Hz fan and circuit breaker with motor overload protection (cable not included). Shall be equipped with Flexi FLB extractor arm with diameter 160mm or 200mm. 1.5-3m (to be ordered separately).		
P-069	<b>Flexi FLB Table/Filter Extractor Arm with turning flange d. 160mm/1.5m.</b> Incl. turning flange, hose and hood with damper. 8 holes for M8 bolts in the flange. C/c 230mm. Inside parallelogram technology. Incredibly easy to move and stays in position.		 <b>Flexi FLB Table 1.5-3m</b>
P-168	<b>Flexi FLB Table /Filter Extractor Arm with turning flange d. 160mm/2m.</b> Incl. turning flange, hose and hood with damper. 8 holes for M8 bolts in the flange. C/c 230mm. Inside parallelogram technology. Incredibly easy to move and stays in position.		
P-169	<b>Flexi FLB Table/Filter Extractor Arm with turning flange d. 160mm/3m.</b> Incl. turning flange, hose and hood with damper. 8 holes for M8 bolts in the flange. C/c 230mm. Inside parallelogram technology. Incredibly easy to move and stays in position.		
P-167	<b>Flexi FLB Table/Filter Extractor Arm with turning flange d. 200mm/1.5m.</b> Incl. turning flange, hose and hood with damper. 8 holes for M8 bolts in the flange. C/c 230mm. Inside parallelogram technology. Incredibly easy to move and stays in position.		

## Product Catalogue (EN) 2019-03-01

Art. Nr.






P-170	<b>Flexi FLB Table/Filter Extractor Arm with turning flange d. 200mm/2m.</b> Incl. turning flange, hose and hood with damper. 8 holes for M8 bolts in the flange. C/c 230mm. Inside parallelogram technology. Incredibly easy to move and stays in position.		
P-171	<b>Flexi FLB Table/Filter Extractor Arm with turning flange d. 200mm/3m.</b> Incl. turning flange, hose and hood with damper. 8 holes for M8 bolts in the flange. C/c 230mm. Inside parallelogram technology. Incredibly easy to move and stays in position.		 <b>Flexi FLB Table 1.5-3m</b>
P-086	<b>Holder for 2 Flexi FLB Arms d. 160mm for MF and MF-Eco.</b>		
P-567	<b>MF-Grinder Jet-Pulse Downdraft Table with Wheels, Filter and compressed air cleaning. 1-Phase/220V/50Hz.</b> Incl. Filterbox and bench top of powder painted steel sheet and a 6mm thick steel table, 4 wheels (2 with brakes), spark trap with water, filter cartridge (99%) with built in compressed air cleaning, 1-Phase/220V/1.1kW/50Hz fan, circuit breaker with overload protection and 4m cable with plug. Built in light in the upper part. Suitable for welding and grinding.		
P-568	<b>MF-Grinder Jet-Pulse Downdraft Table with Wheels, Filter and compressed air cleaning. 3-Phase/380-420V/50Hz.</b> Incl. Filterbox and bench top of powder painted steel sheet and a 6mm thick steel table, 4 wheels (2 with brakes), spark trap with water, filter cartridge (99%) with built in compressed air cleaning, 3-phase/380-420V/1.1kW/50Hz fan and circuit breaker with overload protection (cable not incl.). Built in light in the upper part. Suitable for welding and grinding.		
P-160	<b>Exchange Filter cartridge for Wall-Flex and MF.</b>		
P-541	<b>Exchange Filter Cartridge for WF-Eco, MF-Eco, CF-Eco and MF-Grinder.</b>		
P-544	<b>HEPA-Filter for MF-Eco and CF-Eco.</b>		
P-555	<b>Jet-Cleaner Filter Cartridge cleaner for MF and Wall-Flex filter cartridges.</b> Incl. powder painted casing of steel sheet, 4 wheels (2 with brakes), Jet-Pulse compressed air cleaning. Suitable for cleaning of MF and Wall-Flex filter cartridges (P-160).		



## Product Catalogue (EN) 2019-03-01




Art. Nr.

### **3.3 Wall mounted Filters.**

P-026	<b>Wall-Flex Cartridgefilter for wallmounting.</b> Incl. powdercoated filterbox made of steel sheet with Wall bracket, filtercartridge 14m <sup>2</sup> (99%) and adapter for fan P-013 or P-015 (fan not included). Flexi FLT 1.5-3m and Super-Max SMT 1.5-3m extractor arms (not included) can be mounted directly to the bottom side of the filterbox. Other extractor arms and extractor cranes are to be mounted on the wall. Filterarm shall be ordered separately.		
P-013	<b>P-Max Fan TURBO 0.75 kW/3-Phase/2100m<sup>3</sup>/230V/400V/50Hz/440V/60Hz.</b> <i>Must not be run freeblowing!</i> Incl. fan case, motor and d.200mm outlet (inside measure). For mounting directly on to the Wall bracket of Flexi- and Super-Max SMSV Extractor Arms and Exhaust-hose Wall brackets. For mounting on Fanbracket for Extractor-Cranes, Wall-Flex and Exhaustgas-Hose reels.		
P-015	<b>P-Max Fan TURBO 0.75 kW/1-Phase/2100m<sup>3</sup>/220V/50Hz.</b> <i>Must not be run freeblowing!</i> Incl. fan case, motor and d.200mm outlet (inside measure). For mounting directly on to the Wall bracket of Flexi- and Super-Max SMSV Extractor Arms and Exhaust-hose Wall brackets. For mounting on Fanbracket for Extractor-Cranes, Wall-Flex and Exhaustgas-Hose reels.		
P-549	<b>WF-Eco Jet-Pulse Wall mounted Filter with compressed Air Cleaning. 1-Phase/220V/50Hz.</b> Incl. powder coated filterbox of steel sheet with Wall bracket, filter cartridge (99.9%) with built in compressed air cleaning, 1-phase/220V/0.75kW/50Hz fan, circuit breaker with overload protection and 4m cable with plug. Shall be equipped with Flexi FLT extractor arm (to be ordered separately) diameter 160mm or 200mm. 1.5m-3m arms can be mounted directly to the bottom side of the filterbox. Longer arms shall be mounted on the wall.		
P-547	<b>WF-Eco Jet-Pulse Wall mounted Filter with compressed Air Cleaning. 3-Phase/380-420V/50Hz.</b> Incl. powder coated filterbox of steel sheet with Wall bracket, filter cartridge (99.9%) with built in compressed air cleaning, 3-phase/380-420V/0.75kW/50Hz fan and circuit breaker with overload protection (cable not incl.). Shall be equipped with Flexi FLT extractor arm (to be ordered separately) diameter 160mm or 200mm. 1.5m-3m arms can be mounted directly to the bottom side of the filterbox. Longer arms shall be mounted on the wall.		

## Product Catalogue (EN) 2019-03-01




Art. Nr.

P-051	<b>Flexi FLT Ceiling-Extractor Arm with turning flange d. 160mm/1.5m.</b> Incl. turning flange, hose and hood with damper. 8 holes for M8 bolts in the flange. C/c 230mm. Inside parallelogram technology. Incredibly easy to move and stays in position.		<b>Ø160mm</b>  
P-052	<b>Flexi FLT Ceiling-Extractor Arm with turning flange d. 160mm/2m.</b> Incl. turning flange, hose and hood with damper. 8 holes for M8 bolts in the flange. C/c 230mm. Inside parallelogram technology. Incredibly easy to move and stays in position.		
P-053	<b>Flexi FLT Ceiling-Extractor Arm with turning flange d. 160mm/3m.</b> Incl. turning flange, hose and hood with damper. 8 holes for M8 bolts in the flange. C/c 230mm. Inside parallelogram technology. Incredibly easy to move and stays in position.		
P-056	<b>Flexi FLT Ceiling-Extractor Arm with turning flange d. 200mm/1.5m.</b> Incl. turning flange, hose and hood with damper. 8 holes for M8 bolts in the flange. C/c 230mm. Inside parallelogram technology. Incredibly easy to move and stays in position. Prepared for Lamp cartridge in the hood.		<b>Ø200mm</b>  
P-057	<b>Flexi FLT Ceiling-Extractor Arm with turning flange d. 200mm/2m.</b> Incl. turning flange, hose and hood with damper. 8 holes for M8 bolts in the flange. C/c 230mm. Inside parallelogram technology. Incredibly easy to move and stays in position. Prepared for Lamp cartridge in the hood.		
P-058	<b>Flexi FLT Ceiling-Extractor Arm with turning flange d. 200mm/3m.</b> Incl. turning flange, hose and hood with damper. 8 holes for M8 bolts in the flange. C/c 230mm. Inside parallelogram technology. Incredibly easy to move and stays in position. Prepared for Lamp cartridge in the hood.		
P-085	<b>Holder for activated Carbon Filter for Wall-Flex.</b>		
P-107	<b>Activated carbon Filter for Wall-Flex. 10 Pcs.</b>		
P-160	<b>Exchange Filter cartridge 14m2 (99%) for Wall-Flex and MF.</b>		
P-552	<b>Silencer for WF-Eco</b>		
P-553	<b>HEPA Filter Adapter. Needed to mount HEPA Filter on top of the WF-Eco filterbox.</b>		

Tel: +46 40 70015 Fax: +46 40 30 26 92 E-mail: info@plymoth.com

## Product Catalogue (EN) 2019-03-01






Art. Nr.

P-554	<b>HEPA Filter 23m2 for WF-Eco.</b>		
P-557	<b>Outlet diameter 250mm for WF-Eco</b>		
P-541	<b>Exchange Filter Cartridge for WF-Eco, MF-Eco, CF-Eco and MF-Grinder.</b>		
P-555	<b>Jet-Cleaner Filter Cartridge cleaner for MF and Wall-Flex filter cartridges.</b> Incl. powder painted casing of steel sheet, 4 wheels (2 with brakes), Jet-Pulse compressed air cleaning. Suitable for cleaning of MF and Wall-Flex filter cartridges (P-160).		

## Product Catalogue (EN) 2019-03-01

Art. Nr.





### 3.4 Grinding and Welding Tables.

P-565	<b>MF-Grinder Jet-Pulse Downdraft Table with Legs, Filter and compressed Air Cleaning. 1-Phase/220V/50Hz.</b> Incl. Filterbox, bench top and legs of powder painted steel sheet and a 6mm thick steel table, spark trap with water, filter cartridge (99.9%) with built in compressed air cleaning, 1-Phase/220V/1.1kw/50Hz fan, circuit breaker with overload protection and 4m cable with plug. Built in light in the upper part. Suitable for welding and grinding.		
P-566	<b>MF-Grinder Jet-Pulse Downdraft Table with Legs, Filter and compressed Air Cleaning. 3-Phase/380-420V/50Hz.</b> Incl. Filterbox, bench top and legs of powder painted steel sheet and a 6mm thick steel table, spark trap with water, filter cartridge (99.9%) with built in compressed air cleaning, 3-phase/380-420V/1.1kW/50Hz fan and circuit breaker with overload protection (cable not incl.). Built in light in the upper part. Suitable for welding and grinding.		
P-567	<b>MF-Grinder Jet-Pulse Downdraft Table with Wheels, Filter and compressed Air Cleaning. 1-Phase/220V/50Hz.</b> Incl. Filterbox and bench top of powder painted steel sheet and a 6mm thick steel table, 4 wheels (2 with brakes), spark trap with water, filter cartridge (99.9%) with built in compressed air cleaning, 1-Phase/220V/1.1kW/50Hz fan, circuit breaker with overload protection and 4m cable with plug. Built in light in the upper part. Suitable for welding and grinding.		
P-568	<b>MF-Grinder Jet-Pulse Downdraft Table with Wheels, Filter and compressed Air Cleaning. 3-Phase/380-420V/50Hz.</b> Incl. Filterbox and bench top of powder painted steel sheet and a 6mm thick steel table, 4 wheels (2 with brakes), spark trap with water, filter cartridge (99.9%) with built in compressed air cleaning, 3-phase/380-420V/1.1kW/50Hz fan and circuit breaker with overload protection (cable not incl.). Built in light in the upper part. Suitable for welding and grinding.		
P-541	<b>Exchange Filter Cartridge for WF-Eco, MF-Eco, CF-Eco and MF-Grinder.</b>		

## Product Catalogue (EN) 2019-03-01

Art. Nr.



### 3.4 Stationary filters.

P-560	<b>CF-Eco Jet-Pulse Central Filter with compressed Air Cleaning. 1-Phase/220V/50Hz.</b> Incl. filterbox of powder painted steel sheet with 0.5m legs, filter cartridge (99.9%) with built in Jet-Pulse compressed air cleaning, 1-fas/220V/1.1kW/50Hz fan, circuit breaker with overload protection and 4m cable with plug. Suitable as central filter for 1-2 extractor arms d.160 mm by light welding or 4-8 extractor arms d.75-100mm by soldering. Inlet diameter 200mm.		
P-561	<b>CF-Eco Jet-Pulse Central Filter with compressed Air Cleaning. 3-Phase/380-420V/50Hz.</b> Incl. filterbox of powder painted steel sheet with 0.5m legs, filter cartridge (99.9%) with built in Jet-Pulse compressed air cleaning, 3-phase/380-420V/1.1kW/50Hz fan and circuit breaker with overload protection (cable not incl.). Suitable as central filter for 1-2 extractor arms d.160 mm by light welding or 4-8 extractor arms d.75-100mm by soldering. Inlet diameter 200mm.		
P-541	<b>Exchange Filter Cartridge for WF-Eco, MF-Eco, CF-Eco and MF-Grinder.</b>		
P-544	<b>HEPA-Filter for MF-Eco and CF-Eco.</b>		

## Product Catalogue (EN) 2019-03-01

Art. Nr.

### 3.5 Central filters.


P-747	<b>Centra -Flex 50 för 2000-5000m<sup>3</sup>/h.</b> Incl. Filterbox of powder painted steel sheet, wastebin with wheels and handle, 8 filter cartridges of 7 m <sup>2</sup> each (56 m <sup>2</sup> ), compressed air tank with cleaning valves and controller. Fan to be ordered separately.		
P-748	<b>Centra -Flex 100 för 4000-10 000m<sup>3</sup>/h.</b> Incl. Filterbox of powder painted steel sheet, wastebin with wheels and handle, 16 filter cartridges of 7 m <sup>2</sup> each (112 m <sup>2</sup> ), compressed air tank with cleaning valves and controller. Fan to be ordered separately.		
P-749	<b>Centra -Flex 150 för 6000-15 000m<sup>3</sup>/h.</b> Incl. Filterbox of powder painted steel sheet, wastebin with wheels and handle, 24 filter cartridges of 7 m <sup>2</sup> each (168 m <sup>2</sup> ), compressed air tank with cleaning valves and controller. Fan to be ordered separately.		
P-750	<b>Centra -Flex 200 för 8000-20 000m<sup>3</sup>/h.</b> Incl. Filterbox of powder painted steel sheet, wastebin with wheels and handle, 32 filter cartridges of 7 m <sup>2</sup> each (224 m <sup>2</sup> ), compressed air tank with cleaning valves and controller. Fan to be ordered separately.		

**Product Catalogue (EN) 2019-03-01**

Art. Nr.


## 4. Stainless Steel Extractor Arms and Extractor-Cranes

### **4.1 Super-M mirrorpolished, acidproof stainless steel Extractor Arms D.110/160mm, 1.5-4m.**

P-699	<b>Super-M Extractor Arm "Straight Hood" d.110mm/1.5m (0.25+1.5m) of mirrorpolished, acidproof stainless Steel. Sealed Tube Ends.</b> Incl. Wall bracket, hose and hood. External hydraulically suspended parallelogram arms. "Free flow in the hose". Incredibly easy to move and stays in position. Can easily be demounted and sterilized in an Autoclave.		 <p><b>d.110mm</b>  <b>Straight Hood</b>  <b>Super-M 1.5-4m</b></p>
P-700	<b>Super-M Extractor Arm "Straight Hood" d.110mm/1.5m (0.5+1.5m) of mirrorpolished, acidproof stainless Steel. Sealed Tube Ends.</b> Incl. Wall bracket, hose and hood. External hydraulically suspended parallelogram arms. "Free flow in the hose". Incredibly easy to move and stays in position. Can easily be demounted and sterilized in an Autoclave.		
P-701	<b>Super-M Extractor Arm "Straight Hood" d.110mm/2m (0.25+2m) of mirrorpolished, acidproof stainless Steel. Sealed Tube Ends.</b> Incl. Wall bracket, hose and hood. External hydraulically suspended parallelogram arms. "Free flow in the hose". Incredibly easy to move and stays in position. Can easily be demounted and sterilized in an Autoclave.		
P-702	<b>Super-M Extractor Arm "Straight Hood" d.110mm/2m (0.5+2m) of mirrorpolished, acidproof stainless Steel. Sealed Tube Ends.</b> Incl. Wall bracket, hose and hood. External hydraulically suspended parallelogram arms. "Free flow in the hose". Incredibly easy to move and stays in position. Can easily be demounted and sterilized in an Autoclave.		
P-703	<b>Super-M Extractor Arm "Straight Hood" d.110mm/3m (0.5+3m) of mirrorpolished, acidproof stainless Steel. Sealed Tube Ends.</b> Incl. Wall bracket, hose and hood. External hydraulically suspended parallelogram arms. "Free flow in the hose". Incredibly easy to move and stays in position. Can easily be demounted and sterilized in an Autoclave.		
P-704	<b>Super-M Extractor Arm "Straight Hood" d.110mm/4m (0.5+0.6+3m) of mirrorpolished, acidproof stainless Steel. Sealed Tube Ends.</b> Incl. Wall bracket, hose and hood. External hydraulically suspended parallelogram arms. "Free flow in the hose". Incredibly easy to move and stays in position. Can easily be demounted and sterilized in an Autoclave.		

## Product Catalogue (EN) 2019-03-01

Art. Nr.

P-705	<b>Super-M Extractor Arm "67° Hood" d.110mm/1.5m (0.25+1.5m) of mirrorpolished, acidproof stainless Steel. Sealed Tube Ends.</b> Incl. Wall bracket, hose and hood. External hydraulically suspended parallelogram arms. "Free flow in the hose". Incredibly easy to move and stays in position. Can easily be demounted and sterilized in an Autoclave.		
P-706	<b>Super-M Extractor Arm "67° Hood" d.110mm/1.5m (0.5+1.5m) of mirrorpolished, acidproof stainless Steel. Sealed Tube Ends.</b> Incl. Wall bracket, hose and hood. External hydraulically suspended parallelogram arms. "Free flow in the hose". Incredibly easy to move and stays in position. Can easily be demounted and sterilized in an Autoclave.		<p><b>d.110mm</b></p>  <p><b>67° Hood</b> <b>Super-M 1.5-4m</b></p>
P-707	<b>Super-M Extractor Arm "67° Hood" d.110mm/2m (0.25+2m) of mirrorpolished, acidproof stainless Steel. Sealed Tube Ends.</b> Incl. Wall bracket, hose and hood. External hydraulically suspended parallelogram arms. "Free flow in the hose". Incredibly easy to move and stays in position. Can easily be demounted and sterilized in an Autoclave.		
P-708	<b>Super-M Extractor Arm "67° Hood" d.110mm/2m (0.5+2m) of mirrorpolished, acidproof stainless Steel. Sealed Tube Ends.</b> Incl. Wall bracket, hose and hood. External hydraulically suspended parallelogram arms. "Free flow in the hose". Incredibly easy to move and stays in position. Can easily be demounted and sterilized in an Autoclave.		
P-709	<b>Super-M Extractor Arm "67° Hood" d.110mm/3m (0.5+3m) of mirrorpolished, acidproof stainless Steel. Sealed Tube Ends.</b> Incl. Wall bracket, hose and hood. External hydraulically suspended parallelogram arms. "Free flow in the hose". Incredibly easy to move and stays in position. Can easily be demounted and sterilized in an Autoclave.		
P-710	<b>Super-M Extractor Arm "67° Hood" d.110mm/4m (0.5+0.6+3m) of mirrorpolished, acidproof stainless Steel. Sealed Tube Ends.</b> Incl. Wall bracket, hose and hood. External hydraulically suspended parallelogram arms. "Free flow in the hose". Incredibly easy to move and stays in position. Can easily be demounted and sterilized in an Autoclave.		



**Product Catalogue (EN) 2019-03-01**

Art. Nr.

P-711	<b>Super-M Extractor Arm "150° Hood"</b> <b>d.110mm/1.5m (0.25+1.5m) of mirrorpolished, acidproof stainless Steel. Sealed Tube Ends.</b> Incl. Wall bracket, hose and hood. External hydraulically suspended parallelogram arms. "Free flow in the hose". Incredibly easy to move and stays in position. Can easily be demounted and sterilized in an Autoclave.		
P-712	<b>Super-M Extractor Arm "150° Hood"</b> <b>d.110mm/1.5m (0.5+1.5m) of mirrorpolished, acidproof stainless Steel. Sealed Tube Ends.</b> Incl. Wall bracket, hose and hood. External hydraulically suspended parallelogram arms. "Free flow in the hose". Incredibly easy to move and stays in position. Can easily be demounted and sterilized in an Autoclave.		
P-713	<b>Super-M Extractor Arm "150° Hood"</b> d.110mm/2m (0.25+2m) of mirrorpolished, acidproof stainless Steel. Sealed Tube Ends. Incl. Wall bracket, hose and hood. External hydraulically suspended parallelogram arms. "Free flow in the hose". Incredibly easy to move and stays in position. Can easily be demounted and sterilized in an Autoclave.		
P-714	<b>Super-M Extractor Arm "150° Hood"</b> d.110mm/2m (0.5+2m) of mirrorpolished, acidproof stainless Steel. Sealed Tube Ends. Incl. Wall bracket, hose and hood. External hydraulically suspended parallelogram arms. "Free flow in the hose". Incredibly easy to move and stays in position. Can easily be demounted and sterilized in an Autoclave.		
P-715	<b>Super-M Extractor Arm "150° Hood"</b> d.110mm/3m (0.5+3m) of mirrorpolished, acidproof stainless Steel. Sealed Tube Ends. Incl. Wall bracket, hose and hood. External hydraulically suspended parallelogram arms. "Free flow in the hose". Incredibly easy to move and stays in position. Can easily be demounted and sterilized in an Autoclave.		
P-716	<b>Super-M Extractor Arm "150° Hood"</b> d.110mm/4m (0.5+0.6+3m) of mirrorpolished, acidproof stainless Steel. Sealed Tube Ends. Incl. Wall bracket, hose and hood. External hydraulically suspended parallelogram arms. "Free flow in the hose". Incredibly easy to move and stays in position. Can easily be demounted and sterilized in an Autoclave.		


**d.110mm**



**150° Hood**  
**Super-M 1.5-4m**

## Product Catalogue (EN) 2019-03-01



Art. Nr.

P-717	<b>Super-M Extractor Arm d.160mm/1.5m (0.25+1.5m) of mirrorpolished, acidproof stainless Steel. Sealed Tube Ends.</b> Incl. Wall bracket, hose and hood. External hydraulically suspended parallelogram arms. "Free flow in the hose". Incredibly easy to move and stays in position. Can easily be demounted and sterilized in an Autoclave.		<p><b>d.160mm</b></p>  <p><b>Super-M 1.5-4m</b></p>
P-718	<b>Super-M Extractor Arm d.160mm/1.5m (0.5+1.5m) of mirrorpolished, acidproof stainless Steel. Sealed Tube Ends.</b> Incl. Wall bracket, hose and hood. External hydraulically suspended parallelogram arms. "Free flow in the hose". Incredibly easy to move and stays in position. Can easily be demounted and sterilized in an Autoclave.		
P-719	<b>Super-M Extractor Arm d.160mm/2m (0.25+2m) of mirrorpolished, acidproof stainless Steel. Sealed Tube Ends.</b> Incl. Wall bracket, hose and hood. External hydraulically suspended parallelogram arms. "Free flow in the hose". Incredibly easy to move and stays in position. Can easily be demounted and sterilized in an Autoclave.		
P-720	<b>Super-M Extractor Arm d.160mm/2m (0.5+2m) of mirrorpolished, acidproof stainless Steel. Sealed Tube Ends.</b> Incl. Wall bracket, hose and hood. External hydraulically suspended parallelogram arms. "Free flow in the hose". Incredibly easy to move and stays in position. Can easily be demounted and sterilized in an Autoclave.		
P-721	<b>Super-M Extractor Arm d.160mm/3m (0.5+3m) of mirrorpolished, acidproof stainless Steel. Sealed Tube Ends.</b> Incl. Wall bracket, hose and hood. External hydraulically suspended parallelogram arms. "Free flow in the hose". Incredibly easy to move and stays in position. Can easily be demounted and sterilized in an Autoclave.		
P-722	<b>Super-M Extractor Arm d.160mm/4m (0.5+0.6+3m) of mirrorpolished, acidproof stainless Steel. Sealed Tube Ends.</b> Incl. Wall bracket, hose and hood. External hydraulically suspended parallelogram arms. "Free flow in the hose". Incredibly easy to move and stays in position. Can easily be demounted and sterilized in an Autoclave.		
P-483	<b>Tight Damper for "Straight Hood" d.110mm. Made of acidproof stainless Steel.</b>		
P-482	<b>Tight Damper for "67° Hood" and "150° Hood" d.110mm. Made of acidproof stainless Steel.</b>		
P-484	<b>Tight Damper for "d.160mm" Hood. Made of acidproof stainless Steel.</b>		

**Product Catalogue (EN) 2019-03-01**




Art. Nr.

## **4.2 Chemikus PM extractor arms, Electrogalvanized with Hood and Handle made of mirrorpolished, acidproof stainless Steel. Wall/ Ceiling/Table Extractor arms D.75/100mm, 1-1,6m.**

P-674	<b>Chemikus PM with stainless Steel Hood/ Handle.                      Wall/Ceiling Extractor arm Ø 75/ 1m</b> Incl. Wall bracket and turning flange, hose, hood and handle of mirror polished acid proof stainless steel. External hydraulically suspended electro galvanized parallelogram arms. "Free blow in the hose". Incredibly easy to move and retains it's position. Can be mounted on the wall with the wall bracket and in the ceiling by using just the turning flange.		
P-675	<b>Chemikus PM with stainless Steel Hood/ Handle.                      Wall/Ceiling Extractor arm Ø 75/ 1,3m</b> Incl. Wall bracket and turning flange, hose, hood and handle of mirror polished acid proof stainless steel. External hydraulically suspended electro galvanized parallelogram arms. "Free blow in the hose". Incredibly easy to move and retains it's position. Can be mounted on the wall with the wall bracket and in the ceiling by using just the turning flange		
P-676	<b>Chemikus PM with stainless Steel Hood/ Handle.                      Wall/Ceiling Extractor arm Ø 75/ 1,6m</b> Incl. Wall bracket and turning flange, hose, hood and handle of mirror polished acid proof stainless steel. External hydraulically suspended electro galvanized parallelogram arms. "Free blow in the hose". Incredibly easy to move and retains it's position. Can be mounted on the wall with the wall bracket and in the ceiling by using just the turning flange		
P-677	<b>Chemikus PM with stainless Steel Hood/ Handle.                      Table Extractor arm Ø 75/ 1m</b> Incl. Table bracket and turning flange, hose, hood and handle of mirror polished acid proof stainless steel. External hydraulically suspended electro galvanized parallelogram arms. "Free blow in the hose". Incredibly easy to move and retains it's position. Can be mounted on the edge of the table with the table bracket or on the table by using just the turning flange.		
P-678	<b>Chemikus PM with stainless Steel Hood/ Handle.                      Table Extractor arm Ø 75/ 1,3m</b> Incl. Table bracket and turning flange, hose, hood and handle of mirror polished acid proof stainless steel. External hydraulically suspended electro galvanized parallelogram arms. "Free blow in the hose". Incredibly easy to move and retains it's position. Can be mounted on the edge of the table with the table bracket or on the table by using just the turning flange.		


## Product Catalogue (EN) 2019-03-01

Art. Nr.

P-679	<p><b>Chemikus PM with stainless Steel Hood/ Handle. Table Extractor arm Ø 75/ 1,6m</b></p> <p>Incl. Table bracket and turning flange, hose, hood and handle of mirror polished acid proof stainless steel. External hydraulically suspended electro galvanized parallelogram arms. "Free blow in the hose". Incredibly easy to move and retains it's position. Can be mounted on the edge of the table with the table bracket or on the table by using just the turning flange.</p>		
P-680	<p><b>Chemikus PM with stainless Steel Hood/ Handle Wall/Ceiling Extractor arm Ø 100/ 1m</b></p> <p>Incl. Wall bracket and turning flange, hose, hood and handle of mirror polished acid proof stainless steel. External hydraulically suspended electro galvanized parallelogram arms. "Free blow in the hose". Incredibly easy to move and retains it's position. Can be mounted on the wall with the wall bracket and in the ceiling by using just the turning flange</p>		
P-681	<p><b>Chemikus PM with stainless Steel Hood/ Handle Wall/Ceiling Extractor arm Ø 100/ 1,3m</b></p> <p>Incl. Wall bracket and turning flange, hose, hood and handle of mirror polished acid proof stainless steel. External hydraulically suspended electro galvanized parallelogram arms. "Free blow in the hose". Incredibly easy to move and retains it's position. Can be mounted on the wall with the wall bracket and in the ceiling by using just the turning flange</p>		
P-682	<p><b>Chemikus PM with stainless Steel Hood/ Handle Wall/Ceiling Extractor arm Ø 100/ 1,6m</b></p> <p>Incl. Wall bracket and turning flange, hose, hood and handle of mirror polished acid proof stainless steel. External hydraulically suspended electro galvanized parallelogram arms. "Free blow in the hose". Incredibly easy to move and retains it's position. Can be mounted on the wall with the wall bracket and in the ceiling by using just the turning flange</p>		
P-683	<p><b>Chemikus PM with stainless Steel Hood/ Handle. Table Extractor arm Ø 100/ 1m</b></p> <p>Incl. Table bracket and turning flange, hose, hood and handle of mirror polished acid proof stainless steel. External hydraulically suspended electro galvanized parallelogram arms. "Free blow in the hose". Incredibly easy to move and retains it's position. Can be mounted on the edge of the table with the table bracket or on the table by using just the turning flange.</p>		
P-684	<p><b>Chemikus PM with stainless Steel Hood/ Handle. Table Extractor arm Ø 100/ 1,3m</b></p> <p>Incl. Table bracket and turning flange, hose, hood and handle of mirror polished acid proof stainless steel. External hydraulically suspended electro galvanized parallelogram arms. "Free blow in the hose". Incredibly easy to move and retains it's position. Can be mounted on the edge of the table with the table bracket or on the table by using just the turning flange.</p>		

## Product Catalogue (EN) 2019-03-01

Art. Nr.

P-685	<p><b>Chemikus PM with stainless Steel Hood/ Handle.</b> <b>Table Extractor arm Ø 100/ 1,6m</b> Incl. Table bracket and turning flange, hose, hood and handle of mirror polished acid proof stainless steel. External hydraulically suspended electro galvanized parallelogram arms. "Free blow in the hose". Incredibly easy to move and retains it's position. Can be mounted on the edge of the table with the table bracket or on the table by using just the turning flange.</p>	
-------	---	---

**Product Catalogue (EN) 2019-03-01**

Art. Nr.

### **4.3 Super-PM Extractor Arms. Hood and Handle made of mirrorpolished, acidproof stainless Steel. All other Parts powdercoated. D.110/160mm. 1.5-4m.**

P-723	<b>Super-PM Extractor Arm "Straight Hood"</b> <b>d.110mm/1.5m (0.25+1.5m). Hood and Handle made of mirrorpolished acidproof stainless Steel. All other Parts powdercoated. Tight Tube Ends.</b> Incl. Wall bracket, hose and hood. External hydraulically suspended parallelogram arms. "Free flow in the hose". Incredibly easy to move and stays in position.		
P-724	<b>Super-PM Extractor Arm "Straight Hood"</b> <b>d.110mm/1.5m (0.5+1.5m). Hood and Handle made of mirrorpolished acidproof stainless Steel. All other Parts powdercoated. Tight Tube Ends.</b> Incl. Wall bracket, hose and hood. External hydraulically suspended parallelogram arms. "Free flow in the hose". Incredibly easy to move and stays in position.		
P-725	<b>Super-PM Extractor Arm "Straight Hood"</b> <b>d.110mm/2m (0.25+2m). Hood and Handle made of mirrorpolished acidproof stainless Steel. All other Parts powdercoated. Tight Tube Ends.</b> Incl. Wall bracket, hose and hood. External hydraulically suspended parallelogram arms. "Free flow in the hose". Incredibly easy to move and stays in position.		
P-726	<b>Super-PM Extractor Arm "Straight Hood"</b> <b>d.110mm/2m (0.5+2m). Hood and Handle made of mirrorpolished acidproof stainless Steel. All other Parts powdercoated. Tight Tube Ends.</b> Incl. Wall bracket, hose and hood. External hydraulically suspended parallelogram arms. "Free flow in the hose". Incredibly easy to move and stays in position.		
P-727	<b>Super-PM Extractor Arm "Straight Hood"</b> <b>d.110mm/3m (0.5+3m). Hood and Handle made of mirrorpolished acidproof stainless Steel. All other Parts powdercoated. Tight Tube Ends.</b> Incl. Wall bracket, hose and hood. External hydraulically suspended parallelogram arms. "Free flow in the hose". Incredibly easy to move and stays in position.		
P-728	<b>Super-PM Extractor Arm "Straight Hood"</b> <b>d.110mm/4m (0.5+0.6+3m). Hood and Handle made of mirrorpolished acidproof stainless Steel. All other Parts powdercoated. Tight Tube Ends.</b> Incl. Wall bracket, hose and hood. External hydraulically suspended parallelogram arms. "Free flow in the hose". Incredibly easy to move and stays in position.		

**d.110mm**

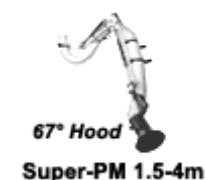


## Product Catalogue (EN) 2019-03-01

Art. Nr.

P729	<b>Super-PM Extractor Arm "67° Hood"</b> <b>d.110mm/1.5m (0.25+1.5m). Hood and Handle</b> <b>made of mirrorpolished acidproof stainless Steel.</b> <b>All other Parts powdercoated. Tight Tube Ends.</b> Incl. Wall bracket, hose and hood. External hydraulically suspended parallelogram arms. "Free flow in the hose". Incredibly easy to move and stays in position.		
P-730	<b>Super-PM Extractor Arm "67° Hood"</b> <b>d.110mm/1.5m (0.5+1.5m). Hood and Handle</b> <b>made of mirrorpolished acidproof stainless Steel.</b> <b>All other Parts powdercoated. Tight Tube Ends.</b> Incl. Wall bracket, hose and hood. External hydraulically suspended parallelogram arms. "Free flow in the hose". Incredibly easy to move and stays in position.		
P-731	<b>Super-PM Extractor Arm "67° Hood" d.110mm/2m</b> <b>(0.25+2m). Hood and Handle made of</b> <b>mirrorpolished acidproof stainless Steel.</b> <b>All other Parts powdercoated. Tight Tube Ends.</b> Incl. Wall bracket, hose and hood. External hydraulically suspended parallelogram arms. "Free flow in the hose". Incredibly easy to move and stays in position.		
P-732	<b>Super-PM Extractor Arm "67° Hood" d.110mm/2m</b> <b>(0.5+2m). Hood and Handle made of</b> <b>mirrorpolished acidproof stainless Steel.</b> <b>All other Parts powdercoated. Tight Tube Ends.</b> Incl. Wall bracket, hose and hood. External hydraulically suspended parallelogram arms. "Free flow in the hose". Incredibly easy to move and stays in position.		
P-733	<b>Super-PM Extractor Arm "67° Hood" d.110mm/3m</b> <b>(0.5+3m). Hood and Handle made of</b> <b>mirrorpolished acidproof stainless Steel.</b> <b>All other Parts powdercoated. Tight Tube Ends.</b> Incl. Wall bracket, hose and hood. External hydraulically suspended parallelogram arms. "Free flow in the hose". Incredibly easy to move and stays in position.		
P-734	<b>Super-PM Extractor Arm "67° Hood" d.110mm/4m</b> <b>(0.5+0.6+3m). Hood and Handle made of</b> <b>mirrorpolished acidproof stainless Steel.</b> <b>All other Parts powdercoated. Tight Tube Ends.</b> Incl. Wall bracket, hose and hood. External hydraulically suspended parallelogram arms. "Free flow in the hose". Incredibly easy to move and stays in position.		

**d.110mm**



## Product Catalogue (EN) 2019-03-01

Art. Nr.

P-735	<b>Super-PM Extractor Arm "150° Hood"</b> <b>d.110mm/1.5m (0.25+1.5m). Hood and Handle made of mirrorpolished acidproof stainless Steel. All other Parts powdercoated. Tight Tube Ends.</b> Incl. Wall bracket, hose and hood. External hydraulically suspended parallelogram arms. "Free flow in the hose". Incredibly easy to move and stays in position.		
P-736	<b>Super-PM Extractor Arm "150° Hood"</b> <b>d.110mm/1.5m (0.5+1.5m). Hood and Handle made of mirrorpolished acidproof stainless Steel. All other Parts powdercoated. Tight Tube Ends.</b> Incl. Wall bracket, hose and hood. External hydraulically suspended parallelogram arms. "Free flow in the hose". Incredibly easy to move and stays in position.		
P-737	<b>Super-PM Extractor Arm "150° Hood"</b> <b>d.110mm/2m (0.25+2m). Hood and Handle made of mirrorpolished acidproof stainless Steel. All other Parts powdercoated. Tight Tube Ends.</b> Incl. Wall bracket, hose and hood. External hydraulically suspended parallelogram arms. "Free flow in the hose". Incredibly easy to move and stays in position.		
P-738	<b>Super-PM Extractor Arm "150° Hood"</b> <b>d.110mm/2m (0.5+2m). Hood and Handle made of mirrorpolished acidproof stainless Steel. All other Parts powdercoated. Tight Tube Ends.</b> Incl. Wall bracket, hose and hood. External hydraulically suspended parallelogram arms. "Free flow in the hose". Incredibly easy to move and stays in position.		
P-739	<b>Super-PM Extractor Arm "150° Hood"</b> <b>d.110mm/3m (0.5+3m). Hood and Handle made of mirrorpolished acidproof stainless Steel. All other Parts powdercoated. Tight Tube Ends.</b> Incl. Wall bracket, hose and hood. External hydraulically suspended parallelogram arms. "Free flow in the hose". Incredibly easy to move and stays in position.		
P-740	<b>Super-PM Extractor Arm "150° Hood"</b> <b>d.110mm/4m (0.5+0.6+3m). Hood and Handle made of mirrorpolished acidproof stainless Steel. All other Parts powdercoated. Tight Tube Ends.</b> Incl. Wall bracket, hose and hood. External hydraulically suspended parallelogram arms. "Free flow in the hose". Incredibly easy to move and stays in position.		

**d.110mm**




**150° Hood**  
**Super-PM 1.5-4m**



## Product Catalogue (EN) 2019-03-01

Art. Nr.

P-741	<b>Super-PM Extractor Arm d.160/1.5m (0.25+1.5m). Hood and Handle made of mirrorpolished acidproof stainless Steel. All other Parts powdercoated. Tight Tube Ends.</b> Incl. Wall bracket, hose and hood. External hydraulically suspended parallelogram arms. "Free flow in the hose". Incredibly easy to move and stays in position		<p><b>d.160mm</b></p>  <p><b>Super-PM 1,5-4m</b></p>
P-742	<b>Super-PM Extractor Arm d.160/1.5m (0.5+1.5m). Hood and Handle made of mirrorpolished acidproof stainless Steel. All other Parts powdercoated. Tight Tube Ends.</b> Incl. Wall bracket, hose and hood. External hydraulically suspended parallelogram arms. "Free flow in the hose". Incredibly easy to move and stays in position.		
P-743	<b>Super-PM Extractor Arm d.160/2m (0.25+2m). Hood and Handle made of mirrorpolished acidproof stainless Steel. All other Parts powdercoated. Tight Tube Ends.</b> Incl. Wall bracket, hose and hood. External hydraulically suspended parallelogram arms. "Free flow in the hose". Incredibly easy to move and stays in position.		
P-744	<b>Super-PM Extractor Arm d.160/2m (0.5+2m). Hood and Handle made of mirrorpolished acidproof stainless Steel. All other Parts powdercoated. Tight Tube Ends.</b> Incl. Wall bracket, hose and hood. External hydraulically suspended parallelogram arms. "Free flow in the hose". Incredibly easy to move and stays in position.		
P-745	<b>Super-PM Extractor Arm d.160/3m (0.5+3m). Hood and Handle made of mirrorpolished acidproof stainless Steel. All other Parts powdercoated. Tight Tube Ends.</b> Incl. Wall bracket, hose and hood. External hydraulically suspended parallelogram arms. "Free flow in the hose". Incredibly easy to move and stays in position.		
P-746	<b>Super-PM Extractor Arm d.160/4m (0.5+0.6+3m). Hood and Handle made of mirrorpolished acidproof stainless Steel. All other Parts powdercoated. Tight Tube Ends.</b> Incl. Wall bracket, hose and hood. External hydraulically suspended parallelogram arms. "Free flow in the hose". Incredibly easy to move and stays in position.		
P-483	<b>Tight Damper for "Straight Hood" d.110mm. Made of acidproof stainless Steel.</b>		
P-482	<b>Tight Damper for "67° Hood" and "150° Hood" d.110mm. Made of acidproof stainless Steel.</b>		
P-484	<b>Tight Damper for "d.160mm" Hood. Made of acidproof stainless Steel.</b>		

**Product Catalogue (EN) 2019-03-01**

Art. Nr.

## **4.4 Super-P powder coated Extractor Arms D.110/160mm. 1.5-4m.**

P-349	<b>Super-P powder coated Extractor Arm "Straight Hood" d.110mm/1.5m (0.25+1.5m). Sealed Tube Ends.</b> Incl. Wall bracket, hose and hood. External hydraulically suspended parallelogram arms. "Free flow in the hose". Incredibly easy to move and stays in position.		
P-350	<b>Super-P powder coated Extractor Arm "Straight Hood" d.110mm/1.5m (0.5+1.5m). Sealed Tube Ends.</b> Incl. Wall bracket, hose and hood. External hydraulically suspended parallelogram arms. "Free flow in the hose". Incredibly easy to move and stays in position.		
P-351	<b>Super-P powder coated Extractor Arm "Straight Hood" d.110mm/2m (0.25+2m). Sealed Tube Ends.</b> Incl. Wall bracket, hose and hood. External hydraulically suspended parallelogram arms. "Free flow in the hose". Incredibly easy to move and stays in position.		
P-352	<b>Super-P powder coated Extractor Arm "Straight Hood" d.110mm/2m (0.5+2m). Sealed Tube Ends.</b> Incl. Wall bracket, hose and hood. External hydraulically suspended parallelogram arms. "Free flow in the hose". Incredibly easy to move and stays in position.		
P-353	<b>Super-P powder coated Extractor Arm "Straight Hood" d.110mm/3m (0.5+3m). Sealed Tube Ends.</b> Incl. Wall bracket, hose and hood. External hydraulically suspended parallelogram arms. "Free flow in the hose". Incredibly easy to move and stays in position.		
P-354	<b>Super-P powder coated Extractor Arm "Straight Hood" d.110mm/4m (0.5+0.6+3m). Sealed Tube Ends.</b> Incl. Wall bracket, hose and hood. External hydraulically suspended parallelogram arms. "Free flow in the hose". Incredibly easy to move and stays in position.		
P-355	<b>Super-P powder coated Extractor Arm "67° Hood" d.110mm/1.5m (0.25+1.5m). Sealed Tube Ends.</b> Incl. Wall bracket, hose and hood. External hydraulically suspended parallelogram arms. "Free flow in the hose". Incredibly easy to move and stays in position.		
P-356	<b>Super-P powder coated Extractor Arm "67° Hood" d.110mm/1.5m (0.5+1.5m). Sealed Tube Ends.</b> Incl. Wall bracket, hose and hood. External hydraulically suspended parallelogram arms. "Free flow in the hose". Incredibly easy to move and stays in position.		

d.110mm



**Straight Hood  
 Super-P 1.5-4m**





**67° Hood  
 Super-P 1.5-4m**

d.110mm



## Product Catalogue (EN) 2019-03-01

Art. Nr.

P-357	<b>Super-P powder coated Extractor Arm "67° Hood" d.110mm/2m (0.25+2m). Sealed Tube Ends.</b> Incl. Wall bracket, hose and hood. External hydraulically suspended parallelogram arms. "Free flow in the hose". Incredibly easy to move and stays in position.		d.110mm   <b>67° Hood</b> <b>Super-P 1.5-4m</b>
P-358	<b>Super-P powder coated Extractor Arm "67° Hood" d.110mm/2m (0.5+2m). Sealed Tube Ends.</b> Incl. Wall bracket, hose and hood. External hydraulically suspended parallelogram arms. "Free flow in the hose". Incredibly easy to move and stays in position.		
P-359	<b>Super-P powder coated Extractor Arm "67° Hood" d.110mm/3m (0.5+3m). Sealed Tube Ends.</b> Incl. Wall bracket, hose and hood. External hydraulically suspended parallelogram arms. "Free flow in the hose". Incredibly easy to move and stays in position.		
P-360	<b>Super-P powder coated Extractor Arm "67° Hood" d.110mm/4m (0.5+0.6+3m). Sealed Tube Ends.</b> Incl. Wall bracket, hose and hood. External hydraulically suspended parallelogram arms. "Free flow in the hose". Incredibly easy to move and stays in position.		
P-361	<b>Super-P powder coated Extractor Arm "150° Hood" d.110mm/1.5m (0.25+1.5m). Sealed Tube Ends.</b> Incl. Wall bracket, hose and hood. External hydraulically suspended parallelogram arms. "Free flow in the hose". Incredibly easy to move and stays in position.		d.110mm   <b>150° Hood</b> <b>Super-P 1.5-4m</b>
P-362	<b>Super-P powder coated Extractor Arm "150° Hood" d.110mm/1.5m (0.5+1.5m). Sealed Tube Ends.</b> Incl. Wall bracket, hose and hood. External hydraulically suspended parallelogram arms. "Free flow in the hose". Incredibly easy to move and stays in position.		
P-363	<b>Super-P powder coated Extractor Arm "150° Hood" d.110mm/2m (0.25+2m). Sealed Tube Ends.</b> Incl. Wall bracket, hose and hood. External hydraulically suspended parallelogram arms. "Free flow in the hose". Incredibly easy to move and stays in position.		
P-364	<b>Super-P powder coated Extractor Arm "150° Hood" d.110mm/2m (0.5+2m). Sealed Tube Ends.</b> Incl. Wall bracket, hose and hood. External hydraulically suspended parallelogram arms. "Free flow in the hose". Incredibly easy to move and stays in position.		

## Product Catalogue (EN) 2019-03-01

Art. Nr.

P-365	<b>Super-P powder coated Extractor Arm "150° Hood" d.110mm/3m (0.5+3m). Sealed Tube Ends.</b> Incl. Wall bracket, hose and hood.External hydraulically suspended parallelogram arms. "Free flow in the hose". Incredibly easy to move and stays in position.		 <b>150° Hood</b> <b>Super-P 1.5-4m</b> <b>d. 110mm</b>
P-366	<b>Super-P powder coated Extractor Arm "150° Hood" d.110mm/4m (0.5+0.6+3m). Sealed Tube Ends.</b> Incl. Wall bracket, hose and hood. External hydraulically suspended parallelogram arms. "Free flow in the hose". Incredibly easy to move and stays in position.		
P-184	<b>Super-P powder coated Extractor Arm d.160mm/1.5m (0.25+1.5m). Sealed Tube Ends.</b> Incl. Wall bracket, hose and hood with plastic damper. External hydraulically suspended parallelogram arms. "Free flow in the hose". Incredibly easy to move and stays in position.		<b>d.160mm</b>   <b>Super-P 1.5-4m</b>
P-185	<b>Super-P powder coated Extractor Arm d.160mm/1.5m (0.5+1.5m). Sealed Tube Ends.</b> Incl. Wall bracket, hose and hood with plastic damper. External hydraulically suspended parallelogram arms. "Free flow in the hose". Incredibly easy to move and stays in position.		
P-186	<b>Super-P powder coated Extractor Arm d.160mm/2m (0.25+2m). Sealed Tube Ends.</b> Incl. Wall bracket, hose and hood with plastic damper. External hydraulically suspended parallelogram arms. "Free flow in the hose". Incredibly easy to move and stays in position.		
P-187	<b>Super-P powder coated Extractor Arm d.160mm/2m (0.5+2m). Sealed Tube Ends.</b> Incl. Wall bracket, hose and hood with plastic damper. External hydraulically suspended parallelogram arms. "Free flow in the hose". Incredibly easy to move and stays in position.		
P-188	<b>Super-P powder coated Extractor Arm d.160mm/3m (0.5+3m). Sealed Tube Ends.</b> Incl. Wall bracket, hose and hood with plastic damper. External hydraulically suspended parallelogram arms. "Free flow in the hose". Incredibly easy to move and stays in position.		
P-189	<b>Super-P powder coated Extractor Arm d.160mm/4m (0.5+0.6+3m). Sealed Tube Ends.</b> Incl. Wall bracket, hose and hood with plastic damper. External hydraulically suspended parallelogram arms. "Free flow in the hose". Incredibly easy to move and stays in position.		
P-486	<b>Tight Damper for "Straight Hood" d.110mm. Made of powder coated steel sheet.</b>		
P-485	<b>Tight Damper for "67° Hood" and "150° Hood" d.110mm. Made of powder coated steel sheet.</b>		
P-487	<b>Tight Damper for "d.160mm" Hood. Made of powder coated steel sheet.</b>		

**Product Catalogue (EN) 2019-03-01**

Art. Nr.

## **4.5 ATEX Super-M mirrorpolished, acidproof stainless steel Extractor Arms D.110/160mm, 1.5-4m. ATEX: EX II 2D/G.**

P-331	<p><b>ATEX Super-M Extractor Arm "Straight Hood"</b>  <b>d.110mm/1.5m (0.25+1.5m) of mirrorpolished, acidproof stainless Steel. Sealed Tube Ends. PVC Hose electrically conductive 10<sup>4</sup> Ohm. ATEX:EX II 2D/G.</b></p> <p>Incl. Wall bracket, hose and hood. External hydraulically suspended parallelogram arms. "Free flow in the hose". Incredibly easy to move and stays in position. Can easily be demounted and sterilized in an Autoclave.</p>		
P-332	<p><b>ATEX Super-M Extractor Arm "Straight Hood"</b>  <b>d.110mm/1.5m (0.5+1.5m) of mirrorpolished, acidproof stainless Steel. Sealed Tube Ends. PVC Hose electrically conductive 10<sup>4</sup> Ohm .ATEX:EX II 2D/G.</b></p> <p>Incl. Wall bracket, hose and hood. External hydraulically suspended parallelogram arms. "Free flow in the hose". Incredibly easy to move and stays in position. Can easily be demounted and sterilized in an Autoclave.</p>		
P-333	<p><b>ATEX Super-M Extractor Arm "Straight Hood"</b>  <b>d.110mm/2m (0.25+2m) of mirrorpolished, acidproof stainless Steel. Sealed Tube Ends. PVC Hose electrically conductive 10<sup>4</sup> Ohm .ATEX:EX II 2D/G.</b></p> <p>Incl. Wall bracket, hose and hood. External hydraulically suspended parallelogram arms. "Free flow in the hose". Incredibly easy to move and stays in position. Can easily be demounted and sterilized in an Autoclave.</p>		
P-334	<p><b>ATEX Super-M Extractor Arm "Straight Hood"</b>  <b>d.110mm/2m (0.5+2m) of mirrorpolished, acidproof stainless Steel. Sealed Tube Ends. PVC Hose electrically conductive 10<sup>4</sup> Ohm .ATEX:EX II 2D/G.</b></p> <p>Incl. Wall bracket, hose and hood. External hydraulically suspended parallelogram arms. "Free flow in the hose". Incredibly easy to move and stays in position. Can easily be demounted and sterilized in an Autoclave.</p>		
P-335	<p><b>ATEX Super-M Extractor Arm "Straight Hood"</b>  <b>d.110mm/3m (0.5+3m) of mirrorpolished, acidproof stainless Steel. Sealed Tube Ends. PVC Hose electrically conductive 10<sup>4</sup> Ohm.ATEX:EX II 2D/G.</b></p> <p>Incl. Wall bracket, hose and hood. External hydraulically suspended parallelogram arms. "Free flow in the hose". Incredibly easy to move and stays in position. Can easily be demounted and sterilized in an Autoclave.</p>		
P-336	<p><b>ATEX Super-M Extractor Arm "Straight Hood"</b>  <b>d.110mm/4m (0.5+0,6+3m) of mirrorpolished, acidproof stainless Steel. Sealed Tube Ends. PVC Hose electrically conductive 10<sup>4</sup> Ohm .ATEX:EX II 2D/G.</b></p> <p>Incl. Wall bracket, hose and hood. External hydraulically suspended parallelogram arms. "Free flow in the hose". Incredibly easy to move and stays in position. Can easily be demounted and sterilized in an Autoclave.</p>		



## Product Catalogue (EN) 2019-03-01

Art. Nr.

P-337	<p><b>ATEX Super-M Extractor Arm " 67° Hood"</b>  <b>d.110mm/1.5m (0.25+1.5m) of mirrorpolished, acidproof stainless Steel. Sealed Tube Ends. PVC Hose electrically conductive 10<sup>4</sup> Ohm. ATEX:EX II 2D/G.</b>                      Incl. Wall bracket, hose and hood. External hydraulically suspended parallelogram arms. "Free flow in the hose". Incredibly easy to move and stays in position. Can easily be demounted and sterilized in an Autoclave.</p>		
P-338	<p><b>ATEX Super-M Extractor Arm " 67° Hood"</b>  <b>d.110mm/1.5m (0.5+1.5m) of mirrorpolished, acidproof stainless Steel. Sealed Tube Ends. PVC Hose electrically conductive 10<sup>4</sup> Ohm. ATEX:EX II 2D/G.</b>                      Incl. Wall bracket, hose and hood. External hydraulically suspended parallelogram arms. "Free flow in the hose". Incredibly easy to move and stays in position. Can easily be demounted and sterilized in an Autoclave.</p>		
P-339	<p><b>ATEX Super-M Extractor Arm " 67° Hood"</b>  <b>d.110mm/2m (0.25+2m) of mirrorpolished, acidproof stainless Steel. Sealed Tube Ends. PVC Hose electrically conductive 10<sup>4</sup> Ohm. ATEX:EX II 2D/G.</b>                      Incl. Wall bracket, hose and hood. External hydraulically suspended parallelogram arms. "Free flow in the hose". Incredibly easy to move and stays in position. Can easily be demounted and sterilized in an Autoclave.</p>		
P-340	<p><b>ATEX Super-M Extractor Arm " 67° Hood"</b>  <b>d.110mm/2m (0.5+2m) of mirrorpolished, acidproof stainless Steel. Sealed Tube Ends. PVC Hose electrically conductive 10<sup>4</sup> Ohm. ATEX:EX II 2D/G.</b>                      Incl. Wall bracket, hose and hood. External hydraulically suspended parallelogram arms. "Free flow in the hose". Incredibly easy to move and stays in position. Can easily be demounted and sterilized in an Autoclave.</p>		
P-341	<p><b>ATEX Super-M Extractor Arm " 67° Hood"</b>  <b>d.110mm/3m (0.5+3m) of mirrorpolished, acidproof stainless Steel. Sealed Tube Ends. PVC Hose electrically conductive 10<sup>4</sup> Ohm. ATEX:EX II 2D/G.</b>                      Incl. Wall bracket, hose and hood. External hydraulically suspended parallelogram arms. "Free flow in the hose". Incredibly easy to move and stays in position. Can easily be demounted and sterilized in an Autoclave.</p>		
P-342	<p><b>ATEX Super-M Extractor Arm " 67° Hood"</b>  <b>d.110mm/4m (0.5+0,6+3m) of mirrorpolished, acidproof stainless Steel. Sealed Tube Ends. PVC Hose electrically conductive 10<sup>4</sup> Ohm. ATEX:EX II 2D/G.</b>                      Incl. Wall bracket, hose and hood. External hydraulically suspended parallelogram arms. "Free flow in the hose". Incredibly easy to move and stays in position. Can easily be demounted and sterilized in an Autoclave.</p>		


d.110mm



**67° Hood**  
**Super-M 1.5-4m**


**Product Catalogue (EN) 2019-03-01**

Art. Nr.

P-343	<b>ATEX Super-M Extractor Arm" 150° Hood"</b> d.110mm/1,5m (0.25+1,5m) of mirrorpolished, acidproof stainless Steel. Sealed Tube Ends. PVC Hose electrically conductive 10 <sup>4</sup> Ohm.ATEX:EX II 2D/G.Incl. Wall bracket, hose and hood. External hydraulically suspended parallelogram arms. "Free flow in the hose". Incredibly easy to move and stays in position. Can easily be demounted and sterilized in an Autoclave.		
P-344	<b>ATEX Super-M Extractor Arm" 150° Hood"</b> d.110mm/1,5m (0.5+1,5m) of mirrorpolished, acidproof stainless Steel. Sealed Tube Ends. PVC Hose electrically conductive 10 <sup>4</sup> Ohm.ATEX: EX II 2D/G.Incl. Wall bracket, hose and hood. External hydraulically suspended parallelogram arms. "Free flow in the hose". Incredibly easy to move and stays in position. Can easily be demounted and sterilized in an Autoclave.		d.110mm 
P-345	<b>ATEX Super-M Extractor Arm" 150° Hood"</b> d.110mm/2m (0.25+2m) of mirrorpolished, acidproof stainless Steel. Sealed Tube Ends. PVC Hose electrically conductive 10 <sup>4</sup> Ohm.ATEX: EX II 2D/G.Incl. Wall bracket, hose and hood. External hydraulically suspended parallelogram arms. "Free flow in the hose". Incredibly easy to move and stays in position. Can easily be demounted and sterilized in an Autoclave.		<b>150° Hood</b> <b>Super-M 1.5-4m</b>
P-346	<b>ATEX Super-M Extractor Arm " 150° Hood"</b> d.110mm/2m (0.5+2m) of mirrorpolished, acidproof stainless Steel. Sealed Tube Ends. PVC Hose electrically conductive 10 <sup>4</sup> Ohm.ATEX: EX II 2D/G.Incl. Wall bracket, hose and hood. External hydraulically suspended parallelogram arms. "Free flow in the hose". Incredibly easy to move and stays in position. Can easily be demounted and sterilized in an Autoclave.		
P-347	<b>ATEX Super-M Extractor Arm " 150° Hood"</b> d.110mm/3m (0.5+3m) of mirrorpolished, acidproof stainless Steel. Sealed Tube Ends. PVC Hose electrically conductive 10 <sup>4</sup> Ohm.ATEX: EX II 2D/G.Incl. Wall bracket, hose and hood. External hydraulically suspended parallelogram arms. "Free flow in the hose". Incredibly easy to move and stays in position. Can easily be demounted and sterilized in an Autoclave.		
P-348	<b>ATEX Super-M Extractor Arm " 150° Hood"</b> d.110mm/4m (0.5+4m) of mirrorpolished, acidproof stainless Steel. Sealed Tube Ends. PVC Hose electrically conductive 10 <sup>4</sup> Ohm.ATEX: EX II 2D/G. Incl. Wall bracket, hose and hood. External hydraulically suspended parallelogram arms. "Free flow in the hose". Incredibly easy to move and stays in position. Can easily be demounted and sterilized in an Autoclave.		

## Product Catalogue (EN) 2019-03-01

Art. Nr.

P-178	<b>ATEX Super-M Extractor Arm d.160mm/1,5m (0.25+1,5m) of mirrorpolished, acidproof stainless Steel. Sealed Tube Ends. PVC Hose electrically conductive 10<sup>4</sup> Ohm.ATEX: EX II 2D/G.</b> Incl. Wall bracket, hose and hood. External hydraulically suspended parallelogram arms. "Free flow in the hose". Incredibly easy to move and stays in position. Can easily be demounted and sterilized in an Autoclave.		
P-179	<b>ATEX Super-M Extractor Arm d.160mm/1,5m (0.5+1,5m) of mirrorpolished, acidproof stainless Steel. Sealed Tube Ends. PVC Hose electrically conductive 10<sup>4</sup> Ohm.ATEX: EX II 2D/G.</b> Incl. Wall bracket, hose and hood. External hydraulically suspended parallelogram arms. "Free flow in the hose". Incredibly easy to move and stays in position. Can easily be demounted and sterilized in an Autoclave.		
P-180	<b>ATEX Super-M Extractor Arm d.160mm/2m (0.25+2m) of mirrorpolished, acidproof stainless Steel. Sealed Tube Ends. PVC Hose electrically conductive 10<sup>4</sup> Ohm.ATEX: EX II 2D/G.</b> Incl. Wall bracket, hose and hood. External hydraulically suspended parallelogram arms. "Free flow in the hose". Incredibly easy to move and stays in position. Can easily be demounted and sterilized in an Autoclave.		<p>Ø160mm</p>  <p><b>Super-M 1,5-4m</b></p>
P-181	<b>ATEX Super-M Extractor Arm d.160mm/2m (0.5+2m) of mirrorpolished, acidproof stainless Steel. Sealed Tube Ends. PVC Hose electrically conductive 10<sup>4</sup> Ohm.ATEX: EX II 2D/G.</b> Incl. Wall bracket, hose and hood. External hydraulically suspended parallelogram arms. "Free flow in the hose". Incredibly easy to move and stays in position. Can easily be demounted and sterilized in an Autoclave		
P-182	<b>ATEX Super-M Extractor Arm d.160mm/3m (0.5+3m) of mirrorpolished, acidproof stainless Steel. Sealed Tube Ends. PVC Hose electrically conductive 10<sup>4</sup> Ohm.ATEX: EX II 2D/G.</b> Incl. Wall bracket, hose and hood. External hydraulically suspended parallelogram arms. "Free flow in the hose". Incredibly easy to move and stays in position. Can easily be demounted and sterilized in an Autoclave		
P-183	<b>ATEX Super-M Extractor Arm d.160mm/4m (0.5+4m) of mirrorpolished, acidproof stainless Steel. Sealed Tube Ends. PVC Hose electrically conductive 10<sup>4</sup> Ohm.ATEX: EX II 2D/G.</b> Incl. Wall bracket, hose and hood. External hydraulically suspended parallelogram arms. "Free flow in the hose". Incredibly easy to move and stays in position. Can easily be demounted and sterilized in an Autoclave		



---

Tel: +46 40 70015    Fax: +46 40 30 26 92    E-mail: info@plymoth.com

---

**Product Catalogue (EN) 2019-03-01**

Art. Nr.

P-483	<b>Tight Damper for "Straight Hood" d.110mm. Made of acidproof stainless Steel.</b>		
P-482	<b>Tight Damper for "67° Hood" and "150° Hood" d.110mm. Made of acidproof stainless Steel.</b>		
P-484	<b>Tight Damper for "d.160mm" Hood. Made of acidproof stainless Steel.</b>		

**Product Catalogue (EN) 2019-03-01**

Art. Nr.

## **4.6 ATEX Super-PM Extractor Arms.**

**Electrogalvanized with Hood and Handle made of mirrorpolished, acidproof stainless Steel  
 D.110/160mm, 1.5-4m. ATEX: EX II 2D/G.**



P-367	<p><b>ATEX Super-PM Extractor Arm "Straight Hood"</b>                      d.110mm/1.5m (0.25+1.5m) of electro galvanized Steel. Hood and Handle made of mirrorpolished acidproof stainless Steel. Sealed Tube Ends. PVC Hose electrically conductive 10<sup>4</sup> Ohm.  <b>ATEX: EX II 2D/G.</b>                      Incl. wall bracket, hose and hood. External hydraulically suspended parallelogram arms. "Free flow in the hose". Incredibly easy to move and stays in position.</p>		
P-368	<p><b>ATEX Super-PM Extractor Arm "Straight Hood"</b>                      d.110mm/1.5m (0.5+1.5m) of electro galvanized Steel. Hood and Handle made of mirrorpolished acidproof stainless Steel. Sealed Tube Ends. PVC Hose electrically conductive 10<sup>4</sup> Ohm.  <b>ATEX: EX II 2D/G.</b> Incl. wall bracket, hose and hood. External hydraulically suspended parallelogram arms. "Free flow in the hose". Incredibly easy to move and stays in position</p>		
P-369	<p><b>ATEX Super-PM Extractor Arm "Straight Hood"</b>                      d.110mm/2m (0.25+2m) of electro galvanized Steel. Hood and Handle made of mirrorpolished acidproof stainless Steel. Sealed Tube Ends. PVC Hose electrically conductive 10<sup>4</sup> Ohm.  <b>ATEX: EX II 2D/G.</b> Incl. wall bracket, hose and hood. External hydraulically suspended parallelogram arms. "Free flow in the hose". Incredibly easy to move and stays in position.</p>		
P-370	<p><b>ATEX Super-PM Extractor Arm "Straight Hood"</b>                      d.110mm/2m (0.5+2m) of electro galvanized Steel. Hood and Handle made of mirrorpolished acidproof stainless Steel. Sealed Tube Ends. PVC Hose electrically conductive 10<sup>4</sup> Ohm.  <b>ATEX: EX II 2D/G.</b>                      Incl. wall bracket, hose and hood. External hydraulically suspended parallelogram arms. "Free flow in the hose". Incredibly easy to move and stays in position.</p>		
P-371	<p><b>ATEX Super-PM Extractor Arm "Straight Hood"</b>                      d.110mm/3m (0.5+3m) of electro galvanized Steel. Hood and Handle made of mirrorpolished acidproof stainless Steel. Sealed Tube Ends. PVC Hose electrically conductive 10<sup>4</sup> Ohm.  <b>ATEX: EX II 2D/G.</b>                      Incl. wall bracket, hose and hood. External hydraulically suspended parallelogram arms. "Free flow in the hose". Incredibly easy to move and stays in position..</p>		

d.110mm





**Product Catalogue (EN) 2019-03-01**

Art. Nr.

P-372	<p><b>ATEX Super-PM Extractor Arm "Straight Hood"</b>  <b>d.110mm/4m (0.5+0,6+3m) of electro galvanized Steel. Hood and Handle made of mirrorpolished acidproof stainless Steel. Sealed Tube Ends. PVC Hose electrically conductive 10<sup>4</sup> Ohm.</b>  <b>ATEX: EX II 2D/G.</b>                      Incl.wall bracket, hose and hood. External hydraulically suspended parallelogram arms. "Free flow in the hose". Incredibly easy to move and stays in position.</p>		 <p><b>Straight Hood</b>  <b>Super-PM 1.5-4m</b>  <b>d.110mm</b></p>
P-373	<p><b>ATEX Super-PM Extractor Arm "150° Hood"</b>  <b>d.110mm/1.5m (0.25+1.5m) of electro galvanized Steel. Hood and Handle made of mirrorpolished acidproof stainless Steel. Sealed Tube Ends. PVC Hose electrically conductive 10<sup>4</sup> Ohm.</b>  <b>ATEX: EX II 2D/G.</b>                      Incl. wall bracket, hose and hood. External hydraulically suspended parallelogram arms. "Free flow in the hose". Incredibly easy to move and stays in position.</p>		
P-374	<p><b>ATEX Super-PM Extractor Arm "150° Hood"</b>  <b>d.110mm/1.5m (0,5+1.5m) of electro galvanized Steel. Hood and Handle made of mirrorpolished acidproof stainless Steel. Sealed Tube Ends. PVC Hose electrically conductive 10<sup>4</sup> Ohm.</b>  <b>ATEX: EX II 2D/G.</b>                      Incl. wall bracket, hose and hood. External hydraulically suspended parallelogram arms. "Free flow in the hose". Incredibly easy to move and stays in position</p>		<p>d.110mm</p>  <p><b>150° Hood</b>  <b>Super-PM 1.5-4m</b></p>
P-375	<p><b>ATEX Super-PM Extractor Arm "150° Hood"</b>  <b>d.110mm/2m (0.25+2m) of electro galvanized Steel. Hood and Handle made of mirrorpolished acidproof stainless Steel. Sealed Tube Ends. PVC Hose electrically conductive 10<sup>4</sup> Ohm.</b>  <b>ATEX: EX II 2D/G.</b>                      Incl. wall bracket, hose and hood. External hydraulically suspended parallelogram arms. "Free flow in the hose". Incredibly easy to move and stays in position</p>		
P-376	<p><b>ATEX Super-PM Extractor Arm "150° Hood"</b>  <b>d.110mm/2m (0.5+2m) of electro galvanized Steel. Hood and Handle made of mirrorpolished acidproof stainless Steel. Sealed Tube Ends. PVC Hose electrically conductive 10<sup>4</sup> Ohm.</b>  <b>ATEX: EX II 2D/G.</b>                      Incl. wall bracket, hose and hood. External hydraulically suspended parallelogram arms. "Free flow in the hose". Incredibly easy to move and stays in position</p>		



## Product Catalogue (EN) 2019-03-01

Art. Nr.

P-377	<p><b>ATEX Super-PM Extractor Arm " 150° Hood"</b>                      d.110mm/3m (0.5+3m) of electro galvanized Steel. Hood and Handle made of mirrorpolished acidproof stainless Steel. Sealed Tube Ends. PVC Hose electrically conductive 10<sup>4</sup> Ohm.  <b>ATEX: EX II 2D/G.</b> Incl. wall bracket, hose and hood. External hydraulically suspended parallelogram arms. "Free flow in the hose". Incredibly easy to move and stays in position</p>		d.110mm
P-378	<p><b>ATEX Super-PM Extractor Arm " 150° Hood"</b>                      d.110mm/4m (0.5+0,6+3m) of electro galvanized Steel. Hood and Handle made of mirrorpolished acidproof stainless Steel. Sealed Tube Ends. PVC Hose electrically conductive 10<sup>4</sup> Ohm.  <b>ATEX: EX II 2D/G.</b> Incl. wall bracket, hose and hood. External hydraulically suspended parallelogram arms. "Free flow in the hose". Incredibly easy to move and stays in position</p>		 150° Hood Super-PM 1.5-4m
P-379	<p><b>ATEX Super-PM Extractor Arm " 67° Hood"</b>                      d.110mm/1,5m (0.25+1,5m) of electro galvanized Steel. Hood and Handle made of mirrorpolished acidproof stainless Steel. Sealed Tube Ends. PVC Hose electrically conductive 10<sup>4</sup> Ohm.  <b>ATEX: EX II 2D/G.</b> Incl. wall bracket, hose and hood. External hydraulically suspended parallelogram arms. "Free flow in the hose". Incredibly easy to move and stays in position</p>		
P-380	<p><b>ATEX Super-PM Extractor Arm " 67° Hood"</b>                      d.110mm/1,5m (0.5+1,5m) of electro galvanized Steel. Hood and Handle made of mirrorpolished acidproof stainless Steel. Sealed Tube Ends. PVC Hose electrically conductive 10<sup>4</sup> Ohm.  <b>ATEX: EX II 2D/G.</b> Incl. wall bracket, hose and hood. External hydraulically suspended parallelogram arms. "Free flow in the hose". Incredibly easy to move and stays in position</p>		d.110mm
P-381	<p><b>ATEX Super-PM Extractor Arm " 67° Hood"</b>                      d.110mm/2m (0.25+2m) of electro galvanized Steel. Hood and Handle made of mirrorpolished acidproof stainless Steel. Sealed Tube Ends. PVC Hose electrically conductive 10<sup>4</sup> Ohm.  <b>ATEX: EX II 2D/G.</b> Incl. wall bracket, hose and hood. External hydraulically suspended parallelogram arms. "Free flow in the hose". Incredibly easy to move and stays in position</p>		 67° Hood Super-PM 1.5-4m
P-382	<p><b>ATEX Super-PM Extractor Arm " 67° Hood"</b>                      d.110mm/2m (0.5+2m) of electro galvanized Steel. Hood and Handle made of mirrorpolished acidproof stainless Steel. Sealed Tube Ends. PVC Hose electrically conductive 10<sup>4</sup> Ohm.  <b>ATEX: EX II 2D/G.</b> Incl. wall bracket, hose and hood. External hydraulically suspended parallelogram arms. "Free flow in the hose". Incredibly easy to move and stays in position</p>		


## Product Catalogue (EN) 2019-03-01

Art. Nr.

P-383	<p><b>ATEX Super-PM Extractor Arm " 67° Hood"</b>  <b>d.110mm/3m (0.5+3m) of electro galvanized Steel. Hood and Handle made of mirrorpolished acidproof stainless Steel. Sealed Tube Ends. PVC Hose electrically conductive 10<sup>4</sup> Ohm.</b>  <b>ATEX: EX II 2D/G.</b>                      Incl. wall bracket, hose and hood. External hydraulically suspended parallelogram arms. "Free flow in the hose". Incredibly easy to move and stays in position</p>		 <p><b>67° Hood</b>  <b>Super-PM 1.5-4m</b>                      d.110mm</p>
P-384	<p><b>ATEX Super-PM Extractor Arm " 67° Hood"</b>  <b>d.110mm/4m (0.5+0,6+3m) of electro galvanized Steel. Hood and Handle made of mirrorpolished acidproof stainless Steel. Sealed Tube Ends. PVC Hose electrically conductive 10<sup>4</sup> Ohm.</b>  <b>ATEX: EX II 2D/G.</b>                      Incl. wall bracket, hose and hood. External hydraulically suspended parallelogram arms. "Free flow in the hose". Incredibly easy to move and stays in position</p>		
P-385	<p><b>ATEX Super-PM Extractor Arm d.160mm/1,5m (0.25+1,5m) of electro galvanized Steel. Hood and Handle made of mirrorpolished acidproof stainless Steel. Sealed Tube Ends. PVC Hose electrically conductive 10<sup>4</sup> Ohm.</b>  <b>ATEX: EX II 2D/G.</b> Incl. wall bracket, hose and hood. External hydraulically suspended parallelogram arms. "Free flow in the hose". Incredibly easy to move and stays in position</p>		
P-386	<p><b>ATEX Super-PM Extractor Arm d.160mm/1,5m (0.5+1,5m) of electro galvanized Steel. Hood and Handle made of mirrorpolished acidproof stainless Steel. Sealed Tube Ends. PVC Hose electrically conductive 10<sup>4</sup> Ohm.</b>  <b>ATEX: EX II 2D/G.</b> Incl. wall bracket, hose and hood. External hydraulically suspended parallelogram arms. "Free flow in the hose". Incredibly easy to move and stays in position</p>		 <p><b>Super-PM 1.5-4m</b>                      d.160mm</p>
P-387	<p><b>ATEX Super-PM Extractor Arm d.160mm/2m (0.25+2m) of electro galvanized Steel. Hood and Handle made of mirrorpolished acidproof stainless Steel. Sealed Tube Ends. PVC Hose electrically conductive 10<sup>4</sup> Ohm.</b>  <b>ATEX: EX II 2D/G.</b> Incl. wall bracket, hose and hood. External hydraulically suspended parallelogram arms. "Free flow in the hose". Incredibly easy to move and stays in position</p>		
P-388	<p><b>ATEX Super-PM Extractor Arm d.160mm/2m (0.5+2m) of electro galvanized Steel. Hood and Handle made of mirrorpolished acidproof stainless Steel. Sealed Tube Ends. PVC Hose electrically conductive 10<sup>4</sup> Ohm.</b>  <b>ATEX: EX II 2D/G.</b> Incl. wall bracket, hose and hood. External hydraulically suspended parallelogram arms. "Free flow in the hose". Incredibly easy to move and stays in position</p>		

## Product Catalogue (EN) 2019-03-01



Art. Nr.

P-389	<b>ATEX Super-PM Extractor Arm d.160mm/3m (0.5+3m) of electro galvanized Steel. Hood and Handle made of mirrorpolished acidproof stainless Steel. Sealed Tube Ends. PVC Hose electrically conductive <math>10^4</math> Ohm.</b> <b>ATEX: EX II 2D/G.</b> Incl. wall bracket, hose and hood. External hydraulically suspended parallelogram arms. "Free flow in the hose". Incredibly easy to move and stays in position		d.160mm
P-390	<b>ATEX Super-PM Extractor Arm d.160mm/4m (0.5+0,6+3m) of electro galvanized Steel. Hood and Handle made of mirrorpolished acidproof stainless Steel. Sealed Tube Ends. PVC Hose electrically conductive <math>10^4</math> Ohm.</b> <b>ATEX: EX II 2D/G.</b> Incl. wall bracket, hose and hood. External hydraulically suspended parallelogram arms. "Free flow in the hose". Incredibly easy to move and stays in position		 <p>ø 160 mm</p> <p><b>Super-PM 1.5-4m</b></p>
P-483	<b>Tight Damper for "Straight Hood" d.110mm. Made of acidproof stainless Steel.</b>		
P-482	<b>Tight Damper for "67° Hood" and "150° Hood" d.110mm. Made of acidproof stainless Steel.</b>		
P-484	<b>Tight Damper for "d.160mm" Hood. Made of acidproof stainless Steel.</b>		

**Product Catalogue (EN) 2019-03-01**

Art. Nr.



## 5. Filters for Coolant- and Oilmist

<b>5.1 Mobile Oilmist Filters.</b>			
P-603	<b>Mobi-Oil mobile Oilmist Filter. 1-Phase/220V/50Hz.</b> Incl. filterbox of powder painted steel sheet, 4 wheels (2 with brakes), labyrinth filter, cassette filter of nailed glassfiber, HEPA filter, 2 plastic containers with quick connections, 1-phase/220V/0.75kW/50Hz fan, circuit breaker with overload protection and 4m cable with plug. Suitable for oilmist from coolants. Extractor arm 2m (P-606) or 3m (P-607) has to be ordered separately.		
P-604	<b>Mobi-Oil mobile Oilmist Filter. 3-Phase/380-420V/50Hz.</b> Incl. filterbox of powder painted steel sheet, 4 wheels (2 with brakes), labyrinth filter, cassette filter of nailed glassfiber, HEPA filter, 2 plastic containers with quick connections, 3-phase/380-420V/0.75kW/50Hz fan, circuit breaker with overload protection (cable not included). Suitable for oilmist from coolants. Extractor arm 2m (P-606) or 3m (P-607) has to be ordered separately		
P-606	<b>Flexi Oilmist Extractor arm 2m for Mobi-Oil. Diameter 160mm.</b> Standing with turning flange. Damper in Hood.		
P-607	<b>Flexi Oilmist Extractor arm 3m for Mobi-Oil. Diameter 160mm.</b> Standing with turning flange. Damper in Hood.		
P-596	<b>Replacement HEPA Filter for Mobi-Oil. H13 (9m2).</b>		
P-600	<b>Replacement Cassette Filter for Mobi-Oil and NX-600.</b> Nailed glassfiber with aluminum separators 4,5m2 (4.5+4.5m2).		

**Product Catalogue (EN) 2019-03-01**

Art. Nr.

## **5.2 FLX Coolant- and Oilmist Filters to be placed on Top of a Machine.**





P-268	<b>FLX-600 Filter for Coolant- and Oilmist with fan.</b> Incl. powder coated filterbox of steel sheet, 3-phase 0.75 kW /380-420V/50Hz fan, inlet chamber with pre-separator, 2 aluminium mesh filters, 2 EU-5 glasfibre fleece filters, one hydrofilter (impinger) and one HEPA-filter. Aluminium mesh filters and Hydrofilter are washable. Noise level 63dB(A).		
P-269	<b>FLX-1100 Filter for Coolant- and Oilmist with fan.</b> Incl. powder coated filterbox of steel sheet, 3-phase 1,1 kW /380-420V/50Hz fan, inlet chamber with pre-separator, 2 aluminium mesh filters, 2 EU-5 glasfibre fleece filters, one hydrofilter (impinger) and one HEPA-filter. Aluminium mesh filters and Hydrofilter are washable. Noise level 63dB(A).		
P-392	<b>Pressure-gauge (Manometer) for FLX-600/1100.</b> 2 Pcs mounted in the Door.		
P-313	<b>Exchange Filter Fleece EU-5 for FLX-600.</b> Set of 10 Pcs.		
P-314	<b>Exchange Filter Fleece EU-5 for FLX-1100.</b> Set of 10 Pcs.		
P-316	<b>Exchange Filter HEPA (99.99%) for FLX-600.</b>		
P-317	<b>Exchange Filter HEPA (99.99%) for FLX-1100.</b>		
P-307	<b>Sparepart: Aluminum Mesh filter for FLX-600.</b>		
P-308	<b>Sparepart: Aluminum Mesh filter for FLX-1100.</b>		
P-310	<b>Sparepart: Hydrofilter (Impinger) for FLX-600.</b>		
P-311	<b>Sparepart: Hydrofilter (Impinger) for FLX-1100.</b>		



**Product Catalogue (EN) 2019-03-01**






Art. Nr.

## **5.3 NX stationary Coolant- and Oilmist Filters. To be placed at the End of a Central Ducting System or directly at a Machine.**

P-588	<b>NX-400 Oilmist Filter. 1-Phase/220V/50Hz.</b> Incl. filterbox of powder painted steel sheet, labyrinth filter, cassette filter of nailed glassfiber, 1-phase/220V/0.37kW/50Hz fan, inlet diameter 160mm with lockable damper, circuit breaker with overload protection and 4m cable with plug. Suitable for oilmist from coolants. Can be equipped with HEPA filter (P-595).		
P-590	<b>NX-400 Oilmist Filter. 3-Phase/380-420V/50Hz.</b> Incl. filterbox of powder painted steel sheet, labyrinth filter, cassette filter of nailed glassfiber, 3-phase/380-420V/0.37kW/50Hz fan, inlet diameter 160mm with lockable damper. Connection box outside. Suitable for oilmist from coolants. Can be equipped with HEPA filter (P-595).		
P-592	<b>NX-600 Oilmist Filter. 1-Phase/220V/50Hz.</b> Incl. filterbox of powder painted steel sheet, labyrinth filter, cassette filter of nailed glassfiber, 1-phase/220V/0.75kW/50Hz fan, inlet diameter 160mm with lockable damper, circuit breaker with overload protection and 4m cable with plug. Suitable for oilmist from coolants. Can be equipped with HEPA filter (P-596).		
P-594	<b>NX-600 Oilmist Filter. 3-Phase/380-420V /50Hz.</b> Incl. filterbox of powder painted steel sheet, labyrinth filter, cassette filter of nailed glassfiber, 3-phase/380-420V/0.75kW/50Hz fan, inlet diameter 160mm with lockable damper. Connection box outside. Suitable for oilmist from coolants. Can be equipped with HEPA filter (P-596).		
P-595	<b>HEPA Filter for NX-400. H13 (6m2).</b>		
P-596	<b>HEPA Filter for NX-600. H13 (9m2).</b>		
P-597	<b>Legs for NX-400/600. 4 Pcs. 0.2m.</b>		
P-598	<b>Legs for NX-400/600. 4 Pcs. 0.4m.</b>		
P-599	<b>Replacement Filter Cassette for NX-400</b> of nailed glassfiber with aluminum separators 3m2 (3+3m2).		
P-600	<b>Replacement Filter Cassette for NX-600</b> of nailed glassfiber with aluminum separators 4,5m2 (4.5+4.5m2).		





## Product Catalogue (EN) 2019-03-01

Art. Nr.

P-624	<b>NX-1000 Filter without Fan for Coolant and Oilmist</b> incl. filterbox and legs of powder painted steel sheet, oil return pipe with 1"outside thread, inlet from the right or left with 160mm inlet flange ( inside measure) and cover plate for the not used inlet side, outlet flange 160mm (inside measure), filter cassette 8m <sup>2</sup> (8+8+8m <sup>2</sup> ) of nailed glassfiber, HEPA filter 22m <sup>2</sup> and 2 pcs pressure gauges (manometers).		
P-631	<b>NX-2000 Filter without Fan for Coolant and Oilmist</b> incl. filterbox and legs of powder painted steel sheet, oil return pipe with 1"outside thread, inlet from the right or left with 200mm inlet flange ( inside measure) and cover plate for the not used inlet side, outlet flange 200mm (inside measure), 2 filter cassettes 10m <sup>2</sup> (10+10m <sup>2</sup> ) and 8 m <sup>2</sup> (8+8+8 m <sup>2</sup> ) of nailed glassfiber, HEPA filter 22m <sup>2</sup> and 3 pcs pressure gauges (manometers).		
P-633	<b>NX-4000 Filter without Fan for Coolant and Oilmist</b> incl. filterbox and legs of powder painted steel sheet, oil return pipe with 1"outside thread, inlet from the right or left with 315mm inlet flange ( inside measure) and cover plate for the not used inlet side, outlet flange 315mm (inside measure), 2 filter cassettes of nailed glassfiber 21 m <sup>2</sup> (21+21 m <sup>2</sup> ) and 15 m <sup>2</sup> (15+15+15 m <sup>2</sup> ), HEPA-filter 44 m <sup>2</sup> and 3 pcs pressure gauges(manometers).		
P-635	<b>NX-6000 Filter without Fan for Coolant and Oilmist</b> incl. filterbox and legs of powder painted steel sheet, oil return pipe with 1"outside thread, inlet from the right or left with 400mm inlet flange (inside measure) and cover plate for the not used inlet side, outlet flange 400mm (inside measure), filter cassettes of nailed glassfiber30 m <sup>2</sup> and 24m <sup>2</sup> , HEPA-filter 66 m <sup>2</sup> and 9 pcs pressure gauges(manometers).		
P-639	<b>NX-8000 Filter without Fan for Coolant and Oilmist</b> incl. filterbox and legs of powder painted steel sheet, oil return pipe with 1"outside thread, inlet from the right or left with 400mm inlet flange (inside measure) and cover plate for the not used inlet side, outlet flange 400mm (inside measure), filter cassettes of nailed glassfiber 42 m <sup>2</sup> and 30m <sup>2</sup> , HEPA-filter 88 m <sup>2</sup> and 6 pcs pressure gauges(manometers).		
P-259	<b>NX-1000 Filter with Fan 3-phase 1,1 kW for Coolant and Oilmist</b> incl. filterbox and legs of powder painted steel sheet,oil return pipe with 1"outside thread, inlet from the right or left with 160mm inlet flange ( inside measure) and cover plate for the not used inlet side, fan 3-phase 1,1 kW, filter cassette 8m <sup>2</sup> (8+8+8m <sup>2</sup> ) of nailed glassfiber, HEPA filter 22m <sup>2</sup> and 2 pcs pressure gauges (manometers).		

## Product Catalogue (EN) 2019-03-01

Art. Nr.

P-260	<b>NX-2000 Filter with Fan 3-phase 2,2 kW for Coolant and Oilmist</b> incl. filterbox and legs of powder painted steel sheet, oil return pipe with 1"outside thread, inlet from the right or left with 200mm inlet flange ( inside measure) and cover plate for the not used inlet side, fan 3-phase 2,2 kW, 2 filter cassettes 10m <sup>2</sup> (10+10+10m <sup>2</sup> ) and 8 m <sup>2</sup> (8+8+8 m <sup>2</sup> ) of nailed glassfiber, HEPA filter 22m <sup>2</sup> and 3 pcs pressure gauges (manometers).		
P-261	<b>NX-4000 Filter with Fan 3-phase 4 kW for Coolant and Oilmist</b> incl. filterbox and legs of powder painted steel sheet, oil return pipe with 1"outside thread, inlet from the right or left with 315mm inlet flange ( inside measure) and cover plate for the not used inlet side, fan 3-phase 4 kW, 2 filter cassettes 21 m <sup>2</sup> (21+21 m <sup>2</sup> ), and 15 m <sup>2</sup> (15+15+15 m <sup>2</sup> ) of nailed glassfiber, HEPA filter 44m <sup>2</sup> and 3 pcs pressure gauges (manometers).		
P-636	<b>NX-6000 Filter with Fan 3-phase 3x2,2 kW for Coolant and Oilmist</b> incl. filterbox and legs of powder painted steel sheet, oil return pipe with 1"outside thread, inlet from the right or left with 400mm inlet flange ( inside measure) and cover plate for the not used inlet side, fan 3-phase 3x2,2 kW, filter cassettes 30 m <sup>2</sup> and 24 m <sup>2</sup> of nailed glassfiber, HEPA filter 66m <sup>2</sup> and 9 pcs pressure gauges (manometers).		
P-640	<b>NX-8000 Filter with Fan 3-phase 2x4 kW for Coolant and Oilmist</b> incl. filterbox and legs of powder painted steel sheet, oil return pipe with 1"outside thread, inlet from the right or left with 400mm inlet flange ( inside measure) and cover plate for the not used inlet side, fan 3-phase 2x4 kW, filter cassettes 42 m <sup>2</sup> and 30 m <sup>2</sup> of nailed glassfiber, HEPA filter 88m <sup>2</sup> and 6 pcs pressure gauges (manometers).		
P-322	<b>Extension Legs 0.5m 4 Pieces for NX-1000/2000/4000/6000/8000.</b>		
P-318	<b>Replacement Filter Cassette (10m<sup>2</sup> EU-5) First from the bottom for NX-2000/6000.</b> For NX-6000 is 3 pcs needed.		
P-319	<b>Replacement Filter Cassette (8m<sup>2</sup> EU-9) Second from the bottom for NX-2000/6000.</b> For NX-6000 is 3 pcs needed. This cassette is used as the only cassette for NX-1000.		
P-320	<b>Replacement Filter Cassette (21 m<sup>2</sup> EU-5) First from the bottom for NX-4000/8000.</b> For NX-8000 is 2 pcs needed.		
P-321	<b>Replacement Filter Cassette (15 m<sup>2</sup> EU-9) Second from the bottom for NX-4000/8000.</b> For NX-8000 is 2pcs needed.		

---

Tel: +46 40 70015    Fax: +46 40 30 26 92    E-mail: info@plymoth.com

---

**Product Catalogue (EN) 2019-03-01**

Art. Nr.



P-264	<b>Replacement HEPA filter 22m<sup>2</sup> (99,99%) för NX-1000/2000/6000.</b> For NX-6000 are 3 pcs needed.		
P-266	<b>Replacement HEPA filter 44m<sup>2</sup> (99,99%) NX-4000/8000.</b> For NX-8000 are 2 pcs needed.		

**Product Catalogue (EN) 2019-03-01**

Art. Nr.

## 6. Wall brackets for Exhaustgas Hose. Exhaustgas Hose Reels. Nozzles and Extension Support Arms.


### **6.1 Wall bracket for 1 or 2 Exhaustgas Hoses D. 75/100/125/150mm.**

P-197	<b>Wall bracket for one d.75 mm Exhaust Hose</b> Incl. Wall bracket with one d.75 mm inlet for one exhaust hose. <b>Hose not included.</b> (P-Max fan can be mounted directly on top of the Wall bracket.)		 <b>Wallbracket for Exhaust Hose(s)</b>
P-198	<b>Wall bracket for two d.75 mm Exhaust Hoses</b> Incl. Wall bracket with two d.75 mm inlets for exhaust hoses. <b>Hoses not included.</b> (P-Max fan can be mounted directly on top of the Wall bracket.)		
P-199	<b>Wall bracket for one d.100 mm Exhaust Hose</b> Incl. Wall bracket with one d.100 mm inlet for one exhaust hose. <b>Hose not included.</b> (P-Max fan can be mounted directly on top of the Wall bracket.)		
P-207	<b>Wall bracket for two d.100 mm Exhaust Hoses</b> Incl. Wall bracket with two d.100 mm inlets for exhaust hoses. <b>Hoses not included.</b> (P-Max fan can be mounted directly on top of the Wall bracket.)		
P-208	<b>Wall bracket for one d.125 mm Exhaust Hose</b> Incl. Wall bracket with one d.125 mm inlet for one exhaust hose. <b>Hose not included.</b> (P-Max fan can be mounted directly on top of the Wall bracket.)		
P-209	<b>Wall bracket for two d.125 mm Exhaust Hoses</b> Incl. Wall bracket with two d.125 mm inlets for exhaust hoses. <b>Hoses not included.</b> (P-Max fan can be mounted directly on top of the Wall bracket.)		
P-212	<b>Wall bracket for one or two d.150 mm Exhaust Hoses</b> Incl. Wall bracket with two d.150 mm inlets for exhaust hoses. <b>Hoses not included.</b> (P-Max fan can be mounted directly on top of the Wall bracket.)		
P-230	<b>Hose Holder.</b> To be mounted directly on the side of the Wall bracket or on the wall. For hoses with a d. of up to 150mm.		 <b>Hose Holder</b>

**Product Catalogue (EN) 2019-03-01**

Art. Nr.

## **6.2 Exhaustgas Hose Reels. Drum Width 475/650/1000/1250mm.**

P-569	<b>Hose Reel with Drum Width 475 mm. Hose not included.</b> Spring operated hose reel with locking mechanism. Hoses from d.100-150 mm can be used.		 <b>Hose Reel without Hose</b>
P-254	<b>Hose Reel with Drum Width 650 mm. Hose not included.</b> Spring operated hose reel with locking mechanism. Hoses from d.100-150 mm can be used.		
P-441	<b>Hose Reel with Drum Width 1000 mm. Hose not included.</b> Spring operated hose reel with locking mechanism. Hoses from d.100-150 mm can be used.		
P-442	<b>Hose Reel with Drum Width 1250 mm. Hose not included.</b> Spring operated hose reel with locking mechanism. Hoses from d.100-150 mm can be used.		

## **6.3 Exhaustgas EPDM Rubber Hose D.100/125/150mm. 7.5m or 10m lengths.**

P-046	<b>Exhaust EPDM Rubber Hose d.100 mm / 7.5 m + 2 Hose Clamps</b>		
P-047	<b>Exhaust EPDM Rubber Hose d.100 mm / 10 m + 2 Hose Clamps</b>		
P-048	<b>Exhaust EPDM Rubber Hose d.125 mm / 7.5 m + 2 Hose Clamps</b>		
P-049	<b>Exhaust EPDM Rubber Hose d.125 mm / 10 m + 2 Hose Clamps</b>		
P-445	<b>Exhaust EPDM Rubber Hose d.150 mm / 7.5 m + 2 Hose Clamps</b>		
P-446	<b>Exhaust EPDM Rubber Hose d.150 mm / 10 m + 2 Hose Clamps</b>		
P-490	<b>Hose Stop for Hose Reel d.100mm.</b>		
P-491	<b>Hose Stop for Hose Reel d.125mm.</b>		
P-492	<b>Hose Stop for Hose Reel d.150mm.</b>		

**Product Catalogue (EN) 2019-03-01**

Art. Nr.

## **6.4 Exhaust gas Nozzles for D. 100/125/150mm Hose. All with D.150mm opening.**

P-216	<b>Exhaustgas Nozzle-Steel d.100/150mm with test Opening.</b> Incl. nozzle made of steel sheet with d.100mm opening in one side (for the connection of the exhaustgas hose) and d.150mm opening at the other side with automatically closing rubber lid. Test opening 20x40mm with automatically closing rubber cover.		
P-217	<b>Exhaustgas Nozzle-Steel d.125/150mm with test Opening.</b> Incl. nozzle made of steel sheet with d.125mm opening in one side (for the connection of the exhaustgas hose) and d.150mm opening at the other side with automatically closing rubber lid. Test opening 20x40mm with automatically closing rubber cover.		
P-218	<b>Exhaustgas Nozzle-Steel d.150/150mm with test Opening.</b> Incl. nozzle made of steel sheet with d.150mm opening in one side (for the connection of the exhaustgas hose) and d.150mm opening at the other side with automatically closing rubber lid. Test opening 20x40mm with automatically closing rubber cover.		
P-220	<b>Exhaustgas Nozzle-EPDM Rubber covered d.100/150mm with test Opening.</b> Incl. nozzle covered of EPDM rubber with d.100mm opening in one side (for the connection of the exhaustgas hose) and d.150mm opening at the other side with automatically closing rubber lid. Test opening 20x40mm with automatically closing rubber cover.		
P-221	<b>Exhaustgas Nozzle-EPDM Rubber covered d.125/150mm with test Opening.</b> Incl. nozzle covered of EPDM rubber with d.125mm opening in one side (for the connection of the exhaustgas hose) and d.150mm opening at the other side with automatically closing rubber lid. Test opening 20x40mm with automatically closing rubber cover.		
P-222	<b>Exhaustgas Nozzle-EPDM Rubber covered d.150/150mm with test Opening.</b> Incl. nozzle covered of EPDM rubber with d.150mm opening in one side (for the connection of the exhaustgas hose) and d.150mm opening at the other side with automatically closing rubber lid. Test opening 20x40mm with automatically closing rubber cover.		

**Product Catalogue (EN) 2019-03-01**

Art. Nr.

## 6.5 Fans for “Wall bracket for Exhaustgas Hose” and “Exhaustgas Hose Reel”.

P-033	<b>Fan mounting Bracket for Hose Reels.</b> Incl. bracket made of steel sheet for mounting on the outlet side of the hose reel, 4 pcs. M8/16mm bolts with nuts and 8pcs. M8/16mm bolts for mounting the fan on the bracket.		
P-011	<b>P-Max Fan 0.37 kW/3-Phase/1300m3 freeblowing/ 230V/380-420V/50Hz/440V/60Hz.</b> Incl. fan case, motor and d.200mm outlet (inside measure). For mounting directly on to the Wall bracket of Flexi- and Super-Max SMSV Extractor Arms and Exhaust-hose Wall brackets. For mounting on Fanbracket for Extractor-Cranes and Exhaustgas-Hose Reels.		
P-012	<b>P-Max Fan 0.75 kW/3-Phase/2100m3 freeblowing/ 230V/380-420V /50Hz/ 440V /60Hz.</b> Incl. fan case, motor and d.200mm outlet (inside measure). For mounting directly on to the Wall bracket of Flexi- and Super-Max SMSV Extractor Arms and Exhaust-hose Wall brackets. For mounting on Fanbracket for Extractor-Cranes and Exhaustgas-Hose Reels.		
P-013	<b>P-Max Fan TURBO 0.75 kW/3-Phase/2100m3 /230V/380-420V /50Hz/440V/60Hz.</b> <u>Must not be run freeblowing!</u> Incl. fan case, motor and d.200mm outlet (inside measure). For mounting directly on to the Wall bracket of Flexi- and Super-Max SMSV Extractor Arms and Exhaust-hose Wall brackets. For mounting on Fanbracket for Extractor-Cranes, Wall-Flex and Exhaustgas-Hose Reels.		
P-032	<b>P-Max Fan 1.1 kW/3-Phase/2100m3 freeblowing/230V/380-420V/50Hz/440V/60Hz.</b> Incl. fan case, motor and d.200mm outlet (inside measure). For mounting directly on to the Wall bracket of Flexi- and Super-Max SMSV Extractor Arms and Exhaust-hose Wall brackets. For mounting on Fanbracket for Extractor-Cranes, Wall-Flex and Exhaustgas-Hose Reels.		
P-122	<b>V-Max Fan without Support Bracket and Inlet/1.1 kW/3-Phase/3000m3 freeblowing /230V/380-420V /50Hz/440V/60Hz.</b> Incl. fan case, motor and outlet 145/220mm. For mounting directly on the Wall bracket of Flexi- and Super-Max SMSV Extractor Arms and Exhausthose-Wall brackets. For mounting on Fan Brackets for Extractor-Cranes, Wall-Flex and Exhaustgas-Hose Reels.		
P-015	<b>P-Max Fan TURBO 0.75 kW/1-Phase/2100m3/ 220V/50Hz. <u>Must not be run freeblowing!</u></b> Incl. fan case, motor and d.200mm outlet (inside measure). For mounting directly on to the Wall bracket of Flexi- and Super-Max SMSV Extractor Arms and Exhaust-hose Wall brackets. For mounting on Fanbracket for Extractor-Cranes, Wall-Flex and Exhaustgas-Hose Reels.		





**P-Max Fans**



**Product Catalogue (EN) 2019-03-01**





Art. Nr.

## 6.6 Suspension Arms 2-8m Length for “Wall bracket for Exhaustgas Hose” and for “Exhaustgas Hose Reels”.

P-157	<b>H-Flex Suspension Arm 2 m / 80 kg. <u>Not for lifting!</u></b> Wall bracket with disc brake, 2 m suspension arm with ball bearings (1.3 m + 0.7 m) and mounting bracket in the end. A hose reel, a Wall bracket with exhaust hose or a Flexi extractor arm can be mounted in the end of the suspension arm. H-Flex 2 m is prepared for 30/30/10/2 mm C-profile (P-027).		
P-158	<b>H-Flex Suspension Arm 3 m / 80 kg. <u>Not for lifting!</u></b> Wall bracket with disc brake, 3 m suspension arm with ball bearings (2.3 m + 0.7 m) and mounting bracket in the end. A hose reel, a Wall bracket with exhaust hose or a Flexi extractor arm can be mounted in the end of the suspension arm. H-Flex 3 m is prepared for 30/30/10/2 mm C-profile (P-028).		 <b>H-Flex 2-3.7 m</b>
P-159	<b>H-Flex Suspension Arm 3.7 m / 80 kg. <u>Not for lifting!</u></b> Wall bracket with disc brake, 3.7 m suspension arm with ball bearings (3 m + 0.7 m) and mounting bracket in the end. A hose reel, a Wall bracket with exhaust hose or a Flexi extractor arm can be mounted in the end of the suspension arm. H-Flex 3.7 m is prepared for 30/30/10/2 mm C-profile (P-029).		
P-156	<b>Herkules Suspension Arm 0.5m/200 kg. <u>Not for lifting!</u></b> Incl. Wall bracket with disc brake, 0.5m frame structure steel suspension arm with ball bearings and 3-way mounting bracket in the end. C-profile 30/30/10/2mm along the bottom side of the arm. Herkules can carry two "9m Extractor Cranes" or one "H-Flex Suspension Arm 3.7m with an Exhaustgas Hose Reel" or two "H-Flex Suspension Arms 3.7m with Wall bracket for Exhaustgas Hose".		
P-193	<b>Herkules Suspension Arm 1m/200 kg. <u>Not for lifting!</u></b> Incl. Wall bracket with disc brake, 1m frame structure steel suspension arm with ball bearings and 3-way mounting bracket in the end. C-profile 30/30/10/2mm along the bottom side of the arm. Herkules can carry two "9m Extractor Cranes" or one "H-Flex Suspension Arm 3.7m with an Exhaustgas Hose Reel" or two "H-Flex Suspension Arms 3.7m with Wall bracket for Exhaustgas Hose".		 <b>Herkules 0.5-4 m</b>
P-194	<b>Herkules Suspension Arm 2m/200 kg. <u>Not for lifting!</u></b> Incl. Wall bracket with disc brake, 2m frame structure steel suspension arm with ball bearings and 3-way mounting bracket in the end. C-profile 30/30/10/2mm along the bottom side of the arm. Herkules can carry two "9m Extractor Cranes" or one "H-Flex Suspension Arm 3.7m with an Exhaustgas Hose Reel" or two "H-Flex Suspension Arms 3.7m with Wall bracket for Exhaustgas Hose".		

## Product Catalogue (EN) 2019-03-01

Art. Nr.

P-195	<b>Herkules Suspension Arm 3m/200 kg. <u>Not for lifting!</u></b> Incl. Wall bracket with disc brake, 3m frame structure steel suspension arm with ball bearings and 3-way mounting bracket in the end. C-profile 30/30/10/2mm along the bottom side of the arm. Herkules can carry two "9m Extractor Cranes" or one "H-Flex Suspension Arm 3.7m with an Exhaustgas Hose Reel" or two "H-Flex Suspension Arms 3.7m with Wall bracket for Exhaustgas Hose".		
P-190	<b>Herkules Suspension Arm 4m/200 kg. <u>Not for lifting!</u></b> Incl. Wall bracket with disc brake, 4m frame structure steel suspension arm with ball bearings and 3-way mounting bracket in the end. C-profile 30/30/10/2mm along the bottom side of the arm. Herkules can carry two "9m Extractor Cranes" or one "H-Flex Suspension Arm 3.7m with an Exhaustgas Hose Reel" or two "H-Flex Suspension Arms 3.7m with Wall bracket for Exhaustgas Hose".		<b>Herkules 0.5-4 m</b>
P-027	<b>C-Profile 30/30/10/2mm for Extractor-Cranes and Suspension Arms which have a first Horizontal Support Arm with a length of 1.3m.</b> Incl. C-profile 30/30/10/2mm L. 820mm with 3 M10/90mm bolts and nuts.		
P-028	<b>C-Profile 30/30/10/2mm for Extractor-Cranes and Suspension Arms which have a first Horizontal Support Arm with a length of 2.3m.</b> Incl. C-profile 30/30/10/2mm L. 1870mm with 6 M10/90mm bolts and nuts.		
P-029	<b>C-Profile 30/30/10/2mm for Extractor-Cranes and Suspension Arms which have a first Horizontal Support Arm with a length of 3m.</b> Incl. C-profile 30/30/10/2mm L. 2570mm with 8 M10/90mm bolts and nuts.		
P-023	<b>Suspension Trolley with 4 Ball Bearing Wheels for C-Profile 30/30 mm and Herkules Suspension Arms. Max. 60 kg weight (not for lifting).</b> Incl. trolley with 4 ball bearing wheels.		
P-024	<b>Suspension Trolley with plastic Wheels for C-Profile 30/30 mm and Herkules Suspension Arms. Max. 10 kg weight (not for lifting).</b> Incl. trolley with 2 plastic wheels, S-hook and a sling.		

**Product Catalogue (EN) 2019-03-01**

Art. Nr.

## **6.7 Hose Sets for Horizontal Suspension Arms; H-Flex, HH-Flex and Herkules.**


P-472	<b>Hose Set d. 125mm/2.3m for Herkules 0.5m and 1m Suspension Arms.</b> Incl. 2.3 m d.125mm hose, 2 hose clamps, 3 hose bands and one d.125mm hose connection.		
P-449	<b>Hose Set d. 160mm/2.3m for Herkules 0.5m and 1m Suspension Arms.</b> Incl. 2.3 m d.160mm hose, 2 hose clamps, 3 hose bands and one d.160mm hose conn.		
P-473	<b>Hose Set d. 200mm/2.3m for Herkules 0.5m and 1m Suspension Arms.</b> Incl. 2.3 m d.200mm hose, 2 hose clamps, 3 hose bands and one d.200mm hose conn.		
P-474	<b>Hose Set d. 125mm/3.3m for H-Flex 2m Suspension Arm or HH-Flex/2-2.3m Suspension Arms or Herkules 2m Suspension Arm.</b> Incl. 3.3m d.125mm hose, 2 hose clamps, 4 hose bands and one d.125mm hose conn.		
P-448	<b>Hose Set d. 160mm/3.3m for H-Flex 2m Suspension Arm or HH-Flex/2-2.3m Suspension Arms or Herkules 2m Suspension Arm.</b> Incl. 3.3m d.160mm hose, 2 hose clamps, 4 hose bands and one d.160mm hose conn.		
P-475	<b>Hose Set d. 200mm/3.3m for H-Flex 2m Suspension Arm or HH-Flex/2-2.3m Suspension Arms or Herkules 2m Suspension Arm.</b> Incl. 3.3m d.200mm hose, 2 hose clamps, 4 hose bands and one d.200mm hose conn.		
P-476	<b>Hose Set d. 125mm/4m for H-Flex 3m Suspension Arm or HH-Flex/3-3.5m Suspension Arms or Herkules 3m Suspension Arm.</b> Incl. 4m d.125mm hose, 2 hose clamps, 5 hose bands and one d.125mm hose connection.		
P-447	<b>Hose Set d. 160mm/4m for H-Flex 3m Suspension Arm or HH-Flex/3-3.5m Suspension Arms or Herkules 3m Suspension Arm.</b> Incl. 4m d.160mm hose, 2 hose clamps, 5 hose bands and one d.160mm hose connection.		
P-477	<b>Hose Set d. 200mm/4m for H-Flex 3m Suspension Arm or HH-Flex/3-3.5m Suspension Arms or Herkules 3m Suspension Arm.</b> Incl. 4m d.200mm hose, 2 hose clamps, 5 hose bands and one d.200mm hose connection.		
P-478	<b>Hose Set d. 125mm/5m for H-Flex 3,7m Suspension Arm or HH-Flex/4-4.5m Suspension Arms or Herkules 4m Suspension Arm.</b> Incl. 5m d.125mm hose, 2 hose clamps, 5 hose bands and one d.125mm hose connection.		
P-191	<b>Hose Set d. 160mm/5m for H-Flex 3,7m Suspension Arm or HH-Flex/4-4.5m Suspension Arms or Herkules 4m Suspension Arm.</b> Incl. 5m d.160mm hose, 2 hose clamps, 5 hose bands and one d.160mm hose connection.		
P-479	<b>Hose Set d. 200mm/5m for H-Flex 3,7m Suspension Arm or HH-Flex/4-4.5m Suspension Arms or Herkules 4m Suspension Arm.</b> Incl. 5m d.200mm hose, 2 hose clamps, 5 hose bands and one d.200mm hose connection.		

  
**Extension Hose**

Tel: +46 40 70015 Fax: +46 40 30 26 92 E-mail: info@plymoth.com

## Product Catalogue (EN) 2019-03-01






Art. Nr.

P-480	<b>Hose Set d. 125mm/6m for HH-Flex/5-5.6m Suspension Arms.</b> Incl. 6m d.125mm hose, 2 hose clamps, 6 hose bands and one d.125mm hose connection.		 <b>Extension Hose</b>
P-450	<b>Hose Set d. 160mm/6m for HH-Flex/5-5.6m Suspension Arms.</b> Incl. 6m d.160mm hose, 2 hose clamps, 6 hose bands and one d.160mm hose connection.		
P-481	<b>Hose Set d. 200mm/6m for HH-Flex/5-5.6m Suspension Arms.</b> Incl. 6m d.200mm hose, 2 hose clamps, 6 hose bands and one d.200mm hose connection.		

## Product Catalogue (EN) 2019-03-01


Art. Nr.

### 6.8 "Ready to use" Exhaustgas Extractors.

P-210	<b>Anna-Conda Exhaustgas Extractor.</b> Incl. Wall bracket, exhaustgas EPDM hose d.100mm/7.5m, EPDM nozzle d.100/150mm and hose holder.		
P-211	<b>Anna-Conda/2 Exhaustgas Extractor.</b> Incl. Wall bracket, two exhaustgas EPDM hoses d.100mm/7.5m, two EPDM nozzles d.100/150mm and two hose holders.		<b>Single Exhaustgas Extractor</b>
P-213	<b>Anna-Conda Exhaustgas Extractor.</b> Incl. Wall bracket, exhaustgas EPDM hose d.125mm/7.5m EPDM nozzle d.125/150mm and hose holder.		
P-214	<b>Anna-Conda/2 Exhaustgas Extractor.</b> Incl. Wall bracket, two exhaustgas EPDM hoses d.125mm/7.5m, two EPDM nozzles d.125/150mm and two hose holders. For trucks.		<b>Double Exhaustgas Extractor</b>
P-196	<b>Anna-Conda/F Exhaustgas Extractor with 0.75 kW Fan.</b> Incl. Wall bracket, fan 3-phase 0.75 kW/380-420V /50Hz/ 440V/60Hz, exhaustgas EPDM hose d.100mm/7.5m, EPDM nozzle d.100/150mm and hose holder.		
P-200	<b>Anna-Conda/2/F Exhaustgas Extractor with 0.75 kW Fan.</b> Incl. Wall bracket, fan 3-phase 0.75 kW/380-420V /50Hz/ 440V/60Hz, two exhaustgas EPDM hoses d.100mm/7.5m, two EPDM nozzles d.100/150mm and two hose holders.		<b>Single Exhaustgas Extractor with Fan</b>
P-202	<b>Anna-Conda/F Exhaustgas Extractor with 0.75 kW Fan.</b> Incl. Wall bracket, fan 3-phase 0.75 kW/380-420V /50Hz/ 440V/60Hz, exhaustgas EPDM hose d.125mm/7.5m, EPDM nozzle d.125/150mm and hose holder.		
P-204	<b>Anna-Conda/2/F Exhaustgas Extractor with 1.1 kW Fan.</b> Incl. Wall bracket, fan 3-phase 1.1 kW/380-420V /50Hz/ 440V/60Hz, two exhaustgas EPDM hoses d.125mm/7.5m, two EPDM nozzles d.125/150mm and two hose holders.		<b>Double Exhaustgas Extractor with Fan</b>
P-251	<b>Exhaustgas Hose Reel with d.100mm/7.5m hose and d.100/150mm Nozzle.</b> Incl. spring operated hose reel with locking mechanism, 650mm wide drum, exhaustgas hose d.100mm/7.5m, hose stop and EPDM nozzle d.100/150mm.		
P-252	<b>Exhaustgas Hose Reel with d.125mm/7.5m hose and d.125/150mm Nozzle.</b> Incl. spring operated hose reel with locking mechanism, 650mm wide drum, exhaustgas hose d.125mm/7.5m, hose stop and EPDM nozzle d.125/150mm.		<b>Exhaustgas Hose Reel</b>

**Product Catalogue (EN) 2019-03-01**



Art. Nr.

P-246	<b>Exhaustgas Hose Reel with 0.75 kW TURBO Fan, d.100mm/7.5m EPDM Hose and d.100/150mm EPDM Nozzle.</b> Incl. spring operated hose reel with locking mechanism, 650mm wide drum, 0.75 kW TURBO fan/ 3-phase/380-420V/50Hz/440V/60Hz, fan bracket with bolts and nuts, EPDM exhaustgas hose d.100mm/7.5m, hose stop and EPDM nozzle d.100/150mm.		 <p><b>Exhaustgas Hose Reel with Fan</b></p>
P-247	<b>Exhaustgas Hose Reel with 0.75 kW TURBO Fan, d.125mm/7.5m EPDM Hose and d.125/150mm EPDM Nozzle.</b> Incl. spring operated hose reel with locking mechanism, 650mm wide drum, 0.75 kW TURBO fan/ 3-phase/380-420V/50Hz/440V/60Hz, fan bracket with bolts and nuts, EPDM exhaustgas hose d.125mm/7.5m, hose stop and EPDM nozzle d.125/150mm.		

**Product Catalogue (EN) 2019-03-01**

Art. Nr.

## 7. "Single Arm" Horizontal Susp. Arms 0.5-4m, "Double Arm" Horizontal Susp. Arms 1.8-7.7m **Not for lifting!**

<b>7.1 "Single Arm" Horizontal Suspension Arm;          H-Max (1,3-3m), H-Flex (2-3.7m) and          Herkules (0.5-4m). <u>Not for lifting!</u></b>			
P-153	<b>H-Max Suspension Arm 1.3m/100kg. <u>Not for lifting!</u></b> Incl. Wall bracket with disc brake, horizontal steel arm 1.3m with ball bearings and suspension shackle with turning joint. Prepared for c-profile (30/30/10/2mm) (P-027).		 <b>H-Max          1.3-3 m</b>
P-154	<b>H-Max Suspension Arm 2.3m/100kg. <u>Not for lifting!</u></b> Incl. Wall bracket with disc brake, horizontal steel arm 2.3m with ball bearings and suspension shackle with turning joint. Prepared for c-profile (30/30/10/2mm) (P-028).		
P-155	<b>H-Max Suspension Arm 3m/100kg. <u>Not for lifting!</u></b> Incl. Wall bracket with disc brake, horizontal steel arm 3m with ball bearings and suspension shackle with turning joint. Prepared for c-profile (30/30/10/2mm) (P-029).		
P-157	<b>H-Flex Suspension Arm 2 m / 80 kg. <u>Not for lifting!</u></b> Wall bracket with disc brake, 2 m suspension arm with ball bearings (1.3 m + 0.7 m) and mounting bracket in the end. A hose reel, a Wall bracket with exhaust hose or a Flexi extractor arm can be mounted in the end of the suspension arm. H-Flex 2 m is prepared for 30/30/10/2 mm C-profile (P-027).		 <b>H-Flex          2-3.7 m</b>
P-158	<b>H-Flex Suspension Arm 3 m / 80 kg. <u>Not for lifting!</u></b> Wall bracket with disc brake, 3 m suspension arm with ball bearings (2.3 m + 0.7 m) and mounting bracket in the end. A hose reel, a Wall bracket with exhaust hose or a Flexi extractor arm can be mounted in the end of the suspension arm. H-Flex 3 m is prepared for 30/30/10/2 mm C-profile (P-028).		
P-159	<b>H-Flex Suspension Arm 3.7 m / 80 kg. <u>Not for lifting!</u></b> Wall bracket with disc brake, 3.7 m suspension arm with ball bearings (3 m + 0.7 m) and mounting bracket in the end. A hose reel, a Wall bracket with exhaust hose or a Flexi extractor arm can be mounted in the end of the suspension arm. H-Flex 3.7 m is prepared for 30/30/10/2 mm C-profile (P-029).		

## Product Catalogue (EN) 2019-03-01

Art. Nr.

P-156	<b>Herkules Suspension Arm 0.5m/200 kg. <u>Not for lifting!</u></b> Incl. Wall bracket with disc brake, 0.5m frame structure steel suspension arm with ball bearings and 3-way mounting bracket in the end. C-profile 30/30/10/2mm along the bottom side of the arm. Herkules can carry two "9m Extractor Cranes" or one "H-Flex Suspension Arm 3.7m with an Exhaustgas Hose Reel" or two "H-Flex Suspension Arms 3.7m with Wall bracket for Exhaustgas Hose".		
P-193	<b>Herkules Suspension Arm 1m/200 kg. <u>Not for lifting!</u></b> Incl. Wall bracket with disc brake, 1m frame structure steel suspension arm with ball bearings and 3-way bracket in the end. C-profile 30/30/10/2mm along the bottom side of the arm. Herkules can carry two "9m Extractor Cranes" or one "H-Flex Suspension Arm 3.7m with an Exhaustgas Hose Reel" or two "H-Flex Suspension Arms 3.7m with Wall bracket for Exhaustgas Hose".		
P-194	<b>Herkules Suspension Arm 2m/200 kg. <u>Not for lifting!</u></b> Incl. Wall bracket with disc brake, 2m frame structure steel suspension arm with ball bearings and 3-way mounting bracket in the end. C-profile 30/30/10/2mm along the bottom side of the arm. Herkules can carry two "9m Extractor Cranes" or one "H-Flex Suspension Arm 3.7m with an Exhaustgas Hose Reel" or two "H-Flex Suspension Arms 3.7m with Wall bracket for Exhaustgas Hose".		
P-195	<b>Herkules Suspension Arm 3m/200 kg. <u>Not for lifting!</u></b> Incl. Wall bracket with disc brake, 3m frame structure steel suspension arm with ball bearings and 3-way mounting bracket in the end. C-profile 30/30/10/2mm along the bottom side of the arm. Herkules can carry two "9m Extractor Cranes" or one "H-Flex Suspension Arm 3.7m with an Exhaustgas Hose Reel" or two "H-Flex Suspension Arms 3.7m with Wall bracket for Exhaustgas Hose".		
P-190	<b>Herkules Suspension Arm 4m/200 kg. <u>Not for lifting!</u></b> Incl. Wall bracket with disc brake, 4m frame structure steel suspension arm with ball bearings and 3-way mounting bracket in the end. C-profile 30/30/10/2mm along the bottom side of the arm. Herkules can carry two "9m Extractor Cranes" or one "H-Flex Suspension Arm 3.7m with an Exhaustgas Hose Reel" or two "H-Flex Suspension Arms 3.7m with Wall bracket for Exhaustgas Hose".		






**Product Catalogue (EN) 2019-03-01**



Art. Nr.

**7.2 "Double Arm" Horizontal Suspension Arm.  
 HH-Flex (1,9-5.6m), Herko-Max (1.8-7m)  
 and Herko-Flex (2.5-7.7m). *Not for lifting!***

P-451	<b>HH-Flex 1.9m with two Horizontal steel Arms (1.3+0.6m). Max. 40 kg. <i>Not for lifting!</i></b> Incl. Wall bracket with disc brake, two horizontal steel arms with ball bearings and disc brakes. Shackle for max. 40kg in the end of the outer arm. Prepared for c-profile 30/30/10/2mm in the inner arm.		 <p>HH-Flex 1.9-5.6 m</p>
P-452	<b>HH-Flex 2.3m with two Horizontal steel Arms (1.3+1m). Max. 25 kg. <i>Not for lifting!</i></b> Incl. Wall bracket with disc brake, two horizontal steel arms with ball bearings and disc brakes. Shackle for max. 25kg in the end of the outer arm. Prepared for c-profile 30/30/10/2mm in the inner arm.		
P-453	<b>HH-Flex 2.9m with two Horizontal steel Arms (2.3+0.6m). Max. 40 kg. <i>Not for lifting!</i></b> Incl. Wall bracket with disc brake, two horizontal steel arms with ball bearings and disc brakes. Shackle for max. 40kg in the end of the outer arm. Prepared for c-profile 30/30/10/2mm in the inner arm.		
P-454	<b>HH-Flex 3.3m with two Horizontal steel Arms (2.3+1m). Max. 25 kg. <i>Not for lifting!</i></b> Incl. Wall bracket with disc brake, two horizontal steel arms with ball bearings and disc brakes. Shackle for max. 25kg in the end of the outer arm. Prepared for c-profile 30/30/10/2mm in the inner arm.		
P-455	<b>HH-Flex 3.6m with two Horizontal steel Arms (3+0.6m). Max. 30 kg. <i>Not for lifting!</i></b> Incl. Wall bracket with disc brake, two horizontal steel arms with ball bearings and disc brakes. Shackle for max. 30kg in the end of the outer arm. Prepared for c-profile 30/30/10/2mm in the inner arm.		
P-456	<b>HH-Flex 4m with two Horizontal steel Arms (2,3+1.6m). Max. 20 kg. <i>Not for lifting!</i></b> Incl. Wall bracket with disc brake, two horizontal steel arms with ball bearings and disc brakes. Shackle for max. 20kg in the end of the outer arm. Prepared for c-profile 30/30/10/2mm in the inner arm.		
P-457	<b>HH-Flex 4m with two Horizontal steel Arms (3+1m). Max. 25 kg. <i>Not for lifting!</i></b> Incl. Wall bracket with disc brake, two horizontal steel arms with ball bearings and disc brakes. Shackle for max. 25kg in the end of the outer arm. Prepared for c-profile 30/30/10/2mm in the inner arm.		


**Product Catalogue (EN) 2019-03-01**

Art. Nr.

P-458	<b>HH-Flex 4.6m with two Horizontal steel Arms (3+1.6m). Max. 20 kg. <u>Not for lifting!</u></b> Incl. Wall bracket with disc brake, two horizontal steel arms with ball bearings and disc brakes. Shackle for max. 20kg in the end of the outer arm. Prepared for c-profile 30/30/10/2mm in the inner arm.		 <b>HH-Flex</b> 1.9-5.6 m
P-460	<b>HH-Flex 5.6m with two Horizontal steel Arms (3+2.6m). Max. 15 kg. <u>Not for lifting!</u></b> Incl. Wall bracket with disc brake, two horizontal steel arms with ball bearings and disc brakes. Shackle for max. 15kg in the end of the outer arm. Prepared for c-profile 30/30/10/2mm in the inner arm.		
P-494	<b>Herkko-Max 1.8m with two Horizontal steel Arms (0.5+1.3m). Max. 100 kg. <u>Not for lifting!</u></b> Incl. two horizontal steel arms with Wall brackets, disc brakes and ball bearings (Herkules 0.5m + H-Max 1.3m. P-156 + P-153). Max. 100 kg can be suspended in the end of the outer arm. Not for lifting.		 <b>Herkko-Max</b> 1.8-7 m
P-495	<b>Herkko-Max 2.8m with two Horizontal steel Arms (0.5+2.3m). Max. 100 kg. <u>Not for lifting!</u></b> Incl. two horizontal steel arms with Wall brackets, disc brakes and ball bearings (Herkules 0.5m + H-Max 2.3m. P-156 + P-154). Max. 100 kg can be suspended in the end of the outer arm. Not for lifting.		
P-496	<b>Herkko-Max 3.5m with two Horizontal steel Arms (0.5+3m). Max. 100 kg. <u>Not for lifting!</u></b> Incl. two horizontal steel arms with Wall brackets, disc brakes and ball bearings (Herkules 0.5m + H-Max 3m. P-156 + P-155). Max. 100 kg can be suspended in the end of the outer arm. Not for lifting.		
P-497	<b>Herkko-Max 2.3m with two Horizontal steel Arms (1+1.3m). Max. 100 kg. <u>Not for lifting!</u></b> Incl. two horizontal steel arms with Wall brackets, disc brakes and ball bearings (Herkules 1m + H-Max 1.3m. P-193 + P-153). Max. 100 kg can be suspended in the end of the outer arm. Not for lifting.		
P-498	<b>Herkko-Max 3.3m with two Horizontal steel Arms (1+2.3m). Max. 100 kg. <u>Not for lifting!</u></b> Incl. two horizontal steel arms with Wall brackets, disc brakes and ball bearings (Herkules 1m + H-Max 1.3m. P-193 + P-154). Max. 100 kg can be suspended in the end of the outer arm. Not for lifting.		
P-499	<b>Herkko-Max 4m with two Horizontal steel Arms (1+3m). Max. 100 kg. <u>Not for lifting!</u></b> Incl. two horizontal steel arms with Wall brackets, disc brakes and ball bearings (Herkules 1m + H-Max 3m. P-193 + P-155). Max. 100 kg can be suspended in the end of the outer arm. Not for lifting.		


## Product Catalogue (EN) 2019-03-01

Art. Nr.

P-500	<b>Herko-Max 3.3m with two Horizontal steel Arms (2+1.3m). Max. 100 kg. <u>Not for lifting!</u></b> Incl. two horizontal steel arms with Wall brackets, disc brakes and ball bearings (Herkules 1m + H-Max 1.3m. P-194 + P-153). Max. 100 kg can be suspended in the end of the outer arm. Not for lifting.		 <p>Herko-Max 1.8-7 m</p>
P-501	<b>Herko-Max 4.3m with two Horizontal steel Arms (2+2.3m). Max. 100 kg. <u>Not for lifting!</u></b> Incl. two horizontal steel arms with Wall brackets, disc brakes and ball bearings (Herkules 2m + H-Max 1.3m. P-194 + P-154). Max. 100 kg can be suspended in the end of the outer arm. Not for lifting.		
P-502	<b>Herko-Max 5m with two Horizontal steel Arms (2+3m). Max. 100 kg. <u>Not for lifting!</u></b> Incl. two horizontal steel arms with Wall brackets, disc brakes and ball bearings (Herkules 2m + H-Max 3m. P-194 + P-155). Max. 100 kg can be suspended in the end of the outer arm. Not for lifting.		
P-503	<b>Herko-Max 4.3m with two Horizontal steel Arms (3+1.3m). Max. 100 kg. <u>Not for lifting!</u></b> Incl. two horizontal steel arms with Wall brackets, disc brakes and ball bearings (Herkules 3m + H-Max 1.3m. P-195 + P-153). Max. 100 kg can be suspended in the end of the outer arm. Not for lifting.		
P-504	<b>Herko-Max 5.3m with two Horizontal steel Arms (3+2.3m). Max. 100 kg. <u>Not for lifting!</u></b> Incl. two horizontal steel arms with Wall brackets, disc brakes and ball bearings (Herkules 3m + H-Max 1.3m. P-195 + P-154). Max. 100 kg can be suspended in the end of the outer arm. Not for lifting.		
P-505	<b>Herko-Max 6m with two Horizontal steel Arms (3+3m). Max. 100 kg. <u>Not for lifting!</u></b> Incl. two horizontal steel arms with Wall brackets, disc brakes and ball bearings (Herkules 3m + H-Max 3m. P-195 + P-155). Max. 100 kg can be suspended in the end of the outer arm. Not for lifting.		
P-506	<b>Herko-Max 5.3m with two Horizontal steel Arms (4+1.3m). Max. 100 kg. <u>Not for lifting!</u></b> Incl. two horizontal steel arms with Wall brackets, disc brakes and ball bearings (Herkules 4m + H-Max 1.3m. P-190 + P-153). Max. 100 kg can be suspended in the end of the outer arm. Not for lifting.		
P-507	<b>Herko-Max 6.3m with two Horizontal steel Arms (4+2.3m). Max. 100 kg. <u>Not for lifting!</u></b> Incl. two horizontal steel arms with Wall brackets, disc brakes and ball bearings (Herkules 4m + H-Max 1.3m. P-190 + P-154). Max. 100 kg can be suspended in the end of the outer arm. Not for lifting.		
P-508	<b>Herko-Max 7m with two Horizontal steel Arms (4+3m). Max. 100 kg. <u>Not for lifting!</u></b> Incl. two horizontal steel arms with Wall brackets, disc brakes and ball bearings (Herkules 4m + H-Max 3m. P-190 + P-155). Max. 100 kg can be suspended in the end of the outer arm. Not for lifting.		


## Product Catalogue (EN) 2019-03-01

Art. Nr.

P-510	<b>Herko-Flex 2.5m with two Horizontal steel Arms (0.5+2m). Max. 80 kg. <u>Not for lifting!</u></b> Incl. two horizontal steel arms with Wall brackets, disc brakes and ball bearings (Herkules 0.5m + H-Flex 2m. P-156 + P-157). Max. 80 kg can be suspended in the end of the outer arm. Not for lifting.		 <p><b>Herko-Flex</b> 2.5-7.7 m</p>
P-511	<b>Herko-Flex 3.5m with two Horizontal steel Arms (0.5+3m). Max. 80 kg. <u>Not for lifting!</u></b> Incl. two horizontal steel arms with Wall brackets, disc brakes and ball bearings (Herkules 0.5m + H-Flex 3m. P-156 + P-158). Max. 80 kg can be suspended in the end of the outer arm. Not for lifting.		
P-512	<b>Herko-Flex 4.2m with two Horizontal steel Arms (0.5+3.7m). Max. 80 kg. <u>Not for lifting!</u></b> Incl. two horizontal steel arms with Wall brackets, disc brakes and ball bearings (Herkules 0.5m + H-Flex 3.7m. P-156 + P-159). Max. 80 kg can be suspended in the end of the outer arm. Not for lifting.		
P-513	<b>Herko-Flex 3m with two Horizontal steel Arms (1+2m). Max. 80 kg. <u>Not for lifting!</u></b> Incl. two horizontal steel arms with Wall brackets, disc brakes and ball bearings (Herkules 1m + H-Flex 2m. P-193 + P-157). Max. 80 kg can be suspended in the end of the outer arm. Not for lifting.		
P-514	<b>Herko-Flex 4m with two Horizontal steel Arms (1+3m). Max. 80 kg. <u>Not for lifting!</u></b> Incl. two horizontal steel arms with Wall brackets, disc brakes and ball bearings (Herkules 1m + H-Flex 3m. P-193 + P-158). Max. 80 kg can be suspended in the end of the outer arm. Not for lifting.		
P-515	<b>Herko-Flex 4.7m with two Horizontal steel Arms (1+3.7m). Max. 80 kg. <u>Not for lifting!</u></b> Incl. two horizontal steel arms with Wall brackets, disc brakes and ball bearings (Herkules 1m + H-Flex 3.7m. P-193 + P-159). Max. 80 kg can be suspended in the end of the outer arm. Not for lifting.		
P-516	<b>Herko-Flex 4m with two Horizontal steel Arms (2+2m). Max. 80 kg. <u>Not for lifting!</u></b> Incl. two horizontal steel arms with Wall brackets, disc brakes and ball bearings (Herkules 2m + H-Flex 2m. P-194 + P-157). Max. 80 kg can be suspended in the end of the outer arm. Not for lifting.		
P-517	<b>Herko-Flex 5m with two Horizontal steel Arms (2+3m). Max. 80 kg. <u>Not for lifting!</u></b> Incl. two horizontal steel arms with Wall brackets, disc brakes and ball bearings (Herkules 2m + H-Flex 3m. P-194 + P-158). Max. 80 kg can be suspended in the end of the outer arm. Not for lifting.		
P-518	<b>Herko-Flex 5.7m with two Horizontal steel Arms (2+3.7m). Max. 80 kg. <u>Not for lifting!</u></b> Incl. two horizontal steel arms with Wall brackets, disc brakes and ball bearings (Herkules 2m + H-Flex 3.7m. P-194 + P-159). Max. 80 kg can be suspended in the end of the outer arm. Not for lifting.		

## Product Catalogue (EN) 2019-03-01

Art. Nr.

P-519	<b>Herko-Flex 5m with two Horizontal steel Arms (3+2m). Max. 80 kg. <u>Not for lifting!</u></b> Incl. two horizontal steel arms with Wall brackets, disc brakes and ball bearings (Herkules 3m + H-Flex 2m. P-195 + P-157). Max. 80 kg can be suspended in the end of the outer arm. Not for lifting.		 <p><b>Herko-Flex</b> 2.5-7.7 m</p>
P-520	<b>Herko-Flex 6m with two Horizontal steel Arms (3+3m). Max. 80 kg. <u>Not for lifting!</u></b> Incl. two horizontal steel arms with Wall brackets, disc brakes and ball bearings (Herkules 3m + H-Flex 3m. P-195 + P-158). Max. 80 kg can be suspended in the end of the outer arm. Not for lifting.		
P-521	<b>Herko-Flex 6.7m with two Horizontal steel Arms (3+3.7m). Max. 80 kg. <u>Not for lifting!</u></b> Incl. two horizontal steel arms with Wall brackets, disc brakes and ball bearings (Herkules 3m + H-Flex 3.7m. P-195 + P-159). Max. 80 kg can be suspended in the end of the outer arm. Not for lifting.		
P-522	<b>Herko-Flex 6m with two Horizontal steel Arms (4+2m). Max. 80 kg. <u>Not for lifting!</u></b> Incl. two horizontal steel arms with Wall brackets, disc brakes and ball bearings (Herkules 4m + H-Flex 2m. P-190 + P-157). Max. 80 kg can be suspended in the end of the outer arm. Not for lifting.		
P-523	<b>Herko-Flex 7m with two Horizontal steel Arms (4+3m). Max. 80 kg. <u>Not for lifting!</u></b> Incl. two horizontal steel arms with Wall brackets, disc brakes and ball bearings (Herkules 4m + H-Flex 3m. P-190 + P-158). Max. 80 kg can be suspended in the end of the outer arm. Not for lifting.		
P-524	<b>Herko-Flex 7.7m with two Horizontal steel Arms (4+3.7m). Max. 80 kg. <u>Not for lifting!</u></b> Incl. two horizontal steel arms with Wall brackets, disc brakes and ball bearings (Herkules 4m + H-Flex 3.7m. P-190 + P-159). Max. 80 kg can be suspended in the end of the outer arm. Not for lifting.		

**Product Catalogue (EN) 2019-03-01**

Art. Nr.

**7.3 Hose Sets for Suspension Arms; H-Flex, HH-Flex and Herkules. Use for Herko-Max and Herko-Flex the Hose Sets for the Suspension Arms they are made up of.**

P-472	<b>Hose Set d. 125mm/2.3m for Herkules 0.5m and 1m Suspension Arms.</b> Set of 2.3 m d.125mm hose, 2 hose clamps, 3 hose bands and one d.125mm hose connection.		
P-449	<b>Hose Set d. 160mm/2.3m for Herkules 0.5m and 1m Suspension Arms.</b> Set of 2.3 m d.160mm hose, 2 hose clamps, 3 hose bands and one d.160mm hose connection.		
P-473	<b>Hose Set d. 200mm/2.3m for Herkules 0.5m and 1m Suspension Arms.</b> Set of 2.3 m d.200mm hose, 2 hose clamps, 3 hose bands and one d.200mm hose connection.		
P-474	<b>Hose Set d. 125mm/3.3m for H-Flex 2m Suspension Arm or HH-Flex/2-2.3m Suspension Arms or Herkules 2m Suspension Arm.</b> Incl. 3.3m d.125mm hose, 2 hose clamps, 4 hose bands and one d.125mm hose connection.		
P-448	<b>Hose Set d. 160mm/3.3m for H-Flex 2m Suspension Arm or HH-Flex/2-2.3m Suspension Arms or Herkules 2m Suspension Arm.</b> Incl. 3.3m d.160mm hose, 2 hose clamps, 4 hose bands and one d.160mm hose connection.		
P-475	<b>Hose Set d. 200mm/3.3m for H-Flex 2m Suspension Arm or HH-Flex/2-2.3m Suspension Arms or Herkules 2m Suspension Arm.</b> Incl. 3.3m d.200mm hose, 2 hose clamps, 4 hose bands and one d.200mm hose connection.		
P-476	<b>Hose Set d. 125mm/4m for H-Flex 3m Suspension Arm or HH-Flex/3-3.5m Suspension Arms or Herkules 3m Suspension Arm.</b> Incl. 4m d.125mm hose, 2 hose clamps, 5 hose bands and one d.125mm hose connection.		
P-447	<b>Hose Set d. 160mm/4m for H-Flex 3m Suspension Arm or HH-Flex/3-3.5m Suspension Arms or Herkules 3m Suspension Arm.</b> Incl. 4m d.160mm hose, 2 hose clamps, 5 hose bands and one d.160mm hose connection.		
P-477	<b>Hose Set d. 200mm/4m for H-Flex 3m Suspension Arm or HH-Flex/3-3.5m Suspension Arms or Herkules 3m Suspension Arm.</b> Incl. 4m d.200mm hose, 2 hose clamps, 5 hose bands and one d.200mm hose connection.		
P-478	<b>Hose Set d. 125mm/5m for H-Flex 3,7m Suspension Arm or HH-Flex/4-4.5m Suspension Arms or Herkules 4m Suspension Arm.</b> Incl. 5m d.125mm hose, 2 hose clamps, 5 hose bands and one d.125mm hose connection.		

  
 Extension Hose

## Product Catalogue (EN) 2019-03-01



Art. Nr.

P-191	<b>Hose Set d. 160mm/5m for H-Flex 3,7m Suspension Arm or HH-Flex/4-4.5m Suspension Arms or Herkules 4m Suspension Arm.</b> Incl. 5m d.160mm hose, 2 hose clamps, 5 hose bands and one d.160mm hose connection.		 <b>Extension Hose</b>
P-479	<b>Hose Set d. 200mm/5m for H-Flex 3,7m Suspension Arm or HH-Flex/4-4.5m Suspension Arms or Herkules 4m Suspension Arm.</b> Incl. 5m d.200mm hose, 2 hose clamps, 5 hose bands and one d.200mm hose connection.		
P-480	<b>Hose Set d. 125mm/6m for HH-Flex/5-5.6m Suspension Arms.</b> Incl. 6m d.125mm hose, 2 hose clamps, 6 hose bands and one d.125mm hose connection.		
P-450	<b>Hose Set d. 160mm/6m for HH-Flex/5-5.6m Suspension Arms.</b> Incl. 6m d.160mm hose, 2 hose clamps, 6 hose bands and one d.160mm hose connection.		
P-481	<b>Hose Set d. 200mm/6m for HH-Flex/5-5.6m Suspension Arms.</b> Incl. 6m d.200mm hose, 2 hose clamps, 6 hose bands and one d.200mm hose connection.		

**Product Catalogue (EN) 2019-03-01**

Art. Nr.

## 7.4 C-Profiles and Suspension Trolleys for Suspension Arms.

P-027	<b>C-Profile 30/30/10/2mm for Extractor-Cranes and Suspension Arms which have a first Horizontal Support Arm with a length of 1.3m.</b> Incl. C-profile 30/30/10/2mm L. 820mm with 3 M10/90mm bolts and nuts.		
P-028	<b>C-Profile 30/30/10/2mm for Extractor-Cranes and Suspension Arms which have a first Horizontal Support Arm with a length of 2.3m.</b> Incl. C-profile 30/30/10/2mm L. 1870mm with 6 M10/90mm bolts and nuts.		
P-029	<b>C-Profile 30/30/10/2mm for Extractor-Cranes and Suspension Arms which have a first Horizontal Support Arm with a length of 3m.</b> Incl. C-profile 30/30/10/2mm L. 2570mm with 8 M10/90mm bolts and nuts.		
P-023	<b>Suspension Trolley with 4 Ball Bearing Wheels for C-Profile 30/30 mm and Herkules Suspension Arms. Max. 60 kg weight (not for lifting).</b> Incl. trolley with 4 ball bearing wheels.		
P-024	<b>Suspension Trolley with plastic Wheels for C-Profile 30/30 mm and Herkules Suspension Arms. Max. 10 kg weight (not for lifting).</b> Incl. trolley with 2 plastic wheels, S-hook and a sling.		