



## Exhaust Gas Extractors

### Wallbracket for Exhaust Gas Hose, D.75/100/125/150 mm. 1-2 Hoses

	Art. Nr.
<b>Wallbracket for one D.75 mm Exhaust Hose</b> Wallbracket with one d.75 mm inlet for one exhaust hose and one hoseholder for mounting on the wallbracket or directly to a wall. <b>Hose not included.</b> (P-Max fan can be mounted directly on top of the wallbracket.)	P-197
<b>Wallbracket for two D.75 mm Exhaust Hoses</b> Wallbracket with two d.75 mm inlets for exhaust hoses and two hoseholders for mounting on the wallbracket or directly to a wall. <b>Hoses not included.</b> (P-Max fan can be mounted directly on top of the wallbracket.)	P-198
<b>Wallbracket for one D.100 mm Exhaust Hose</b> Wallbracket with one d.100 mm inlet for one exhaust hose and one hoseholder for mounting on the wallbracket or directly to a wall. <b>Hose not included.</b> (P-Max fan can be mounted directly on top of the wallbracket.)	P-199
<b>Wallbracket for two D.100 mm Exhaust Hoses</b> Wallbracket with two d.100 mm inlets for exhaust hoses and two hoseholders for mounting on the wallbracket or directly to a wall. <b>Hoses not included.</b> (P-Max fan can be mounted directly on top of the wallbracket.)	P-207
<b>Wallbracket for one D.125 mm Exhaust Hose</b> Wallbracket with one d.125 mm inlet for one exhaust hose and one hoseholder for mounting on the wallbracket or directly to a wall. <b>Hose not included.</b> (P-Max fan can be mounted directly on top of the wallbracket.)	P-208
<b>Wallbracket for two D.125 mm Exhaust Hoses</b> Wallbracket with two d.125 mm inlets for exhaust hoses and two hoseholders for mounting on the wallbracket or directly to a wall. <b>Hoses not included.</b> (P-Max fan can be mounted directly on top of the wallbracket.)	P-209
<b>Wallbracket for one or two D.150 mm Exhaust Hoses</b> Wallbracket with two d.150 mm inlets for exhaust hoses and two hoseholders for mounting on the wallbracket or directly to a wall. <b>Hoses not included.</b> (P-Max fan can be mounted directly on top of the wallbracket.)	P-212
<b>Hose Holder.</b> To be mounted directly on the side of the wallbracket or on the wall. For hoses with a d. of up to 150mm.	P-230



## Hose Reels with Drum Width 650/1000/1250 mm

	<b>Hose Reel with Drum Width 650 mm. Hose not included.</b> Spring operated hose reel with locking mechanism. Hoses from d.75-150 mm can be used.	P-254
	<b>Hose Reel with Drum Width 1000 mm. Hose not included.</b> Spring operated hose reel with locking mechanism. Hoses from d.75-150 mm can be used.	P-441
	<b>Hose Reel with Drum Width 1250 mm. Hose not included.</b> Spring operated hose reel with locking mechanism. Hoses from d.75-150 mm can be used.	P-442

## Exhaust Hose D.75/100/125/150 mm

	<b>Exhaust Hose d.75 mm / 7.5 m + 2 Hose Clamps</b>	P-443
	<b>Exhaust Hose d.75 mm / 10 m + 2 Hose Clamps</b>	P-444
	<b>Exhaust Hose d.100 mm / 7.5 m + 2 Hose Clamps</b>	P-046
	<b>Exhaust Hose d.100 mm / 10 m + 2 Hose Clamps</b>	P-047
	<b>Exhaust Hose d.125 mm / 7.5 m + 2 Hose Clamps</b>	P-048
	<b>Exhaust Hose d.125 mm / 10 m + 2 Hose Clamps</b>	P-049
	<b>Exhaust Hose d.150 mm / 7.5 m + 2 Hose Clamps</b>	P-445
	<b>Exhaust Hose d.150 mm / 10 m + 2 Hose Clamps</b>	P-446
	<b>Hose Stop for Hose Reel</b>   d.75   P-489   d.100   P-490   d.125   P-491   d.150   P-492	


## Nozzles

	<b>Exhaust Gas Nozzle of Steel d.75 mm / 150 mm / CO<sub>2</sub> test opening</b>	P-215
	<b>Exhaust Gas Nozzle of Steel d.100 mm / 150 mm / CO<sub>2</sub> test opening</b>	P-216
	<b>Exhaust Gas Nozzle of Steel d.125 mm / 150 mm / CO<sub>2</sub> test opening</b>	P-217
	<b>Exhaust Gas Nozzle of Steel d.150 mm / 150 mm / CO<sub>2</sub> test opening</b>	P-218

	<b>Exhaust Gas Nozzle of EPDM Rubber d.75 mm / 150 mm / CO<sub>2</sub> test op.</b>	P-219
	<b>Exhaust Gas Nozzle of EPDM Rubber d.100 mm / 150 mm / CO<sub>2</sub> test op.</b>	P-220
	<b>Exhaust Gas Nozzle of EPDM Rubber d.125 mm / 150 mm / CO<sub>2</sub> test op.</b>	P-221
	<b>Exhaust Gas Nozzle of EPDM Rubber d.150 mm / 150 mm / CO<sub>2</sub> test op.</b>	P-222

## Fans




	<b>Fan Bracket for mounting on Hose Reel</b>	P-033
	<b>Fan P-Max 1300 / 0.37 kW / 3-Phase</b>	P-011
	<b>Fan P-Max 2100 / 0.75 kW / 3-Phase</b>	P-012
	<b>Fan P-Max 2100 TURBO / 0.75 kW / 3-Phase</b>	P-013
	<b>Fan P-Max 2100 TURBO / 0.75 kW / 1-Phase</b>	P-015



## Extension Arms 2-8 m for Wallbracket with Exhaust Hose or for Hose Reel

	Art. Nr.
<p><b>H-Flex Suspension Arm 2 m / 80 kg. Not for lifting.</b> Wallbracket with disc-brake, 2 m suspension arm with ball bearings (1.3 m + 0.7 m) and mounting bracket in the end. A hose reel, a wallbracket with exhaust hose or a Flexi extractor arm can be mounted in the end of the suspension arm. H-Flex 2 m is prepared for 30/30/10/2 mm C-profile (P-027).</p>	P-157
<p><b>H-Flex Suspension Arm 3 m / 80 kg. Not for lifting.</b> Wallbracket with disc-brake, 3 m suspension arm with ball bearings (2.3 m + 0.7 m) and mounting bracket in the end. A hose reel, a wallbracket with exhaust hose or a Flexi extractor arm can be mounted in the end of the suspension arm. H-Flex 3 m is prepared for 30/30/10/2 mm C-profile (P-028).</p>	P-158
<p><b>H-Flex Suspension Arm 3.7 m / 80 kg. Not for lifting.</b> Wallbracket with disc-brake, 3.7 m suspension arm with ball bearings (3 m + 0.7 m) and mounting bracket in the end. A hose reel, a wallbracket with exhaust hose or a Flexi extractor arm can be mounted in the end of the suspension arm. H-Flex 3.7 m is prepared for 30/30/10/2 mm C-profile (P-029).</p>	P-159
<p><b>Herkules Suspension Arm 0.5 m / 200 kg. Not for lifting.</b> Wallbracket with disc-brake, 0.5 m frame structure suspension arm with ball bearings and 3-way mounting bracket in the end. C-profile 30/30/10/2 mm along the bottom side of the arm. Herkules can carry two 9 m extractor cranes or one H-Flex 3.7 m suspension arm with a hose reel or two H-Flex 3.7 m suspension arms with wallbracket with exhaust hose</p>	P-156
<p><b>Herkules Suspension Arm 1 m / 200 kg. Not for lifting.</b> Wallbracket with disc-brake, 1 m frame structure suspension arm with ball bearings and 3-way mounting bracket in the end. C-profile 30/30/10/2 mm along the bottom side of the arm. Herkules can carry two 9 m extractor cranes or one H-Flex 3.7 m suspension arm with a hose reel or two H-Flex 3.7 m suspension arms with wallbracket with exhaust hose</p>	P-193
<p><b>Herkules Suspension Arm 2 m / 200 kg. Not for lifting.</b> Wallbracket with disc-brake, 2 m frame structure suspension arm with ball bearings and 3-way mounting bracket in the end. C-profile 30/30/10/2 mm along the bottom side of the arm. Herkules can carry two 9 m extractor cranes or one H-Flex 3.7 m suspension arm with a hose reel or two H-Flex 3.7 m suspension arms with wallbracket with exhaust hose</p>	P-194
<p><b>Herkules Suspension Arm 3 m / 200 kg. Not for lifting.</b> Wallbracket with disc-brake, 3 m frame structure suspension arm with ball bearings and 3-way mounting bracket in the end. C-profile 30/30/10/2 mm along the bottom side of the arm. Herkules can carry two 9 m extractor cranes or one H-Flex 3.7 m suspension arm with a hose reel or two H-Flex 3.7 m suspension arms with wallbracket with exhaust hose</p>	P-195
<p><b>Herkules Suspension Arm 4m / 200 kg. Not for lifting.</b> Wallbracket with disc-brake, 4 m frame structure suspension arm with ball bearings and 3-way mounting bracket in the end. C-profile 30/30/10/2 mm along the bottom side of the arm. Herkules can carry two 9 m extractor cranes or one H-Flex 3.7 m suspension arm with a hose reel or two H-Flex 3.7 m suspension arms with wallbracket with exhaust hose</p>	P-190

## Accessories for Extension Arms 2-8 m

		Art. Nr.	Art. Nr.	Art. Nr.	Art. Nr.
			1.3 m	2.3 m	3.7 m
	<b>C-Profile 30/30/10/2 mm for Extractor Cranes and Suspension Arms which have a first Horizontal Support arm with a length of 1.3-3m.</b>		P-027	P-028	P-029
	<b>Suspension Trolley with 4 Ball Bearing Wheels</b> for C-Profile 30/30 mm and Herkules Suspension Arms. Max. 60 kg weight. Incl. trolley with 4 ball bearing wheels.	P-023			
	<b>Suspension Trolley with plastic Wheels</b> for C-Profile 30/30 mm and Herkules Suspension Arms. Max. 10 kg weight. Incl. trolley with 2 plastic wheels, S-hook and a sling.	P-024			

## Hose Set for Suspension Arms 2-8 m

	<b>Hose Set d.160 mm/2.3m. for Herkules 0.5 m and 1 m Suspension Arms.</b> Incl. 2.3 m d.160 mm hose, 2 hose clamps, 3 hose bands and one d.160 mm hose connection.	P-449
	<b>Hose Set d.160 mm/3.3m for H-Flex 2 m Suspension Arm or HH-Flex / 2 – 2.3 m Suspension Arms or Herkules 2 m Suspension Arm.</b> Incl. 3.3 m d.160 mm hose, 2 hose clamps, 4 hose bands and one d.160 mm hose connection.	P-448
	<b>Hose Set d.160 mm/4m for H-Flex 3 m Suspension Arm or HH-Flex / 3 – 3.5 m Suspension Arms or Herkules 3 m Suspension Arm.</b> Incl. 4 m d.160 mm hose, 2 hose clamps, 5 hose bands and one d.160 mm hose connection.	P-447
	<b>Hose Set d.160 mm/5m for H-Flex 3.7 m Suspension Arm or HH-Flex / 4 – 4.5 m Suspension Arms or Herkules 4 m Suspension Arm.</b> Incl. 5 m d.160 mm hose, 2 hose clamps, 6 hose bands and one d.160 mm hose connection.	P-191
	<b>Hose Set d.160 mm/6m for HH-Flex / 5 – 5.5 m Suspension Arms.</b> Incl. 6 m d.160 mm hose, 2 hose clamps, 6 hose bands and one d.160 mm hose connection.	P-450