



Technical Data

Flexi Extraction-Cranes 4-9m

Dia. 160mm/200mm.

The Flexi Extraction-Cranes are designed to extract fume and gases over large areas. It is designed with a horizontal boom, with wallbracket, which can be moved horizontally 180 degrees. It has a disc brake at the wall to keep it in the wished position. In the end of the boom is a Flexi Extraction-Arm mounted with it's included Wallbracket.

The Flexi extraction-Arm has a swivel which allows the Arm to be rotated 360 degrees in the end of the boom. The flame-proof flexible hose, with covered steelspiral, has a parallelogram system inside to balance the hose and hood.

The combination of the 180 degees movement of the horizontal boom and the 360 degrees movement of the Flexi Extraction-Arm makes the Flexi Extractor-Crane extremely versatile. Models with 4-9m work radius.

The steel hood is black painted and can be turned 90 degrees in all directions. It can easily be positioned at any point within the working area and it has an built in damper.

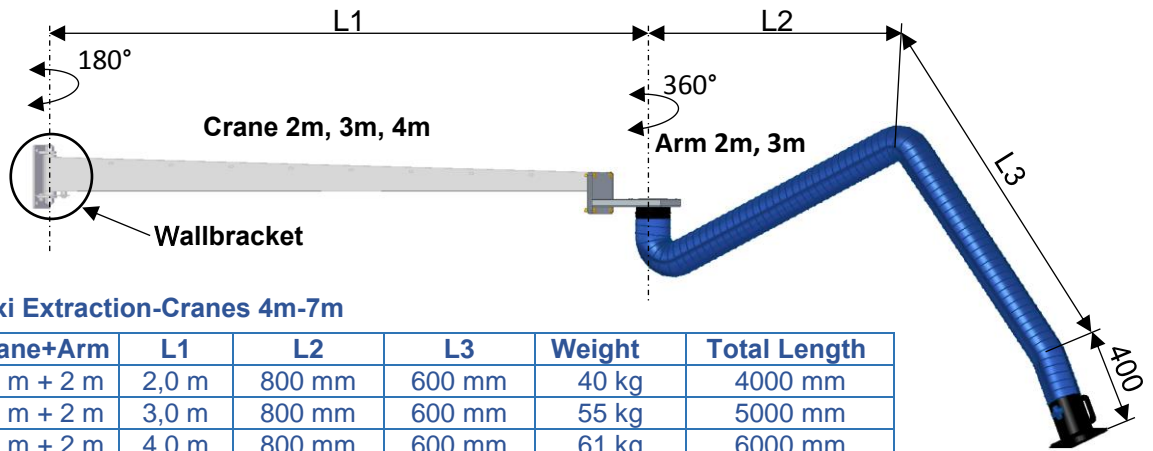
The Flexi Extraction-Cranes can be equipped with a separate fan on the wallbracket of the boom or be connected to the duct of a central system. When connected to a duct a Turning Flange on the duct is recomended to prolonge the life of the hose (d.160mm/P-030. d.200mm/Pa-31).

Max allowed vacuum is 1500Pa.

Max temperature of the exhausted air is 70 Degrees Celsius.

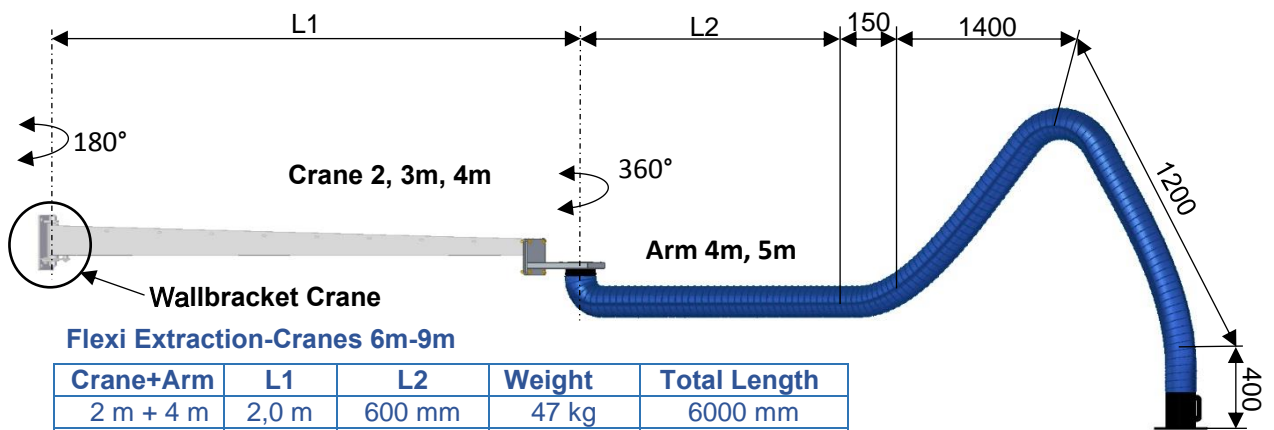
Recomended airflow for d160mm Arms is 600-1000m³/h.

Recomended airflow for d.200mm Arms is 1000-2000m³/h.



Flexi Extraction-Cranes 4m-7m

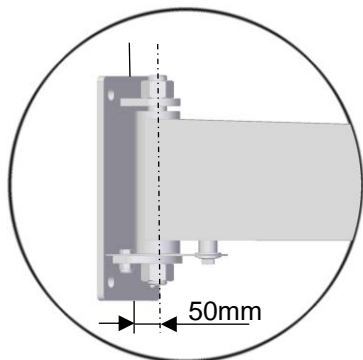
Crane+Arm	L1	L2	L3	Weight	Total Length
2 m + 2 m	2,0 m	800 mm	600 mm	40 kg	4000 mm
3 m + 2 m	3,0 m	800 mm	600 mm	55 kg	5000 mm
4 m + 2 m	4,0 m	800 mm	600 mm	61 kg	6000 mm
2 m + 3 m	2,0 m	1400 mm	1200 mm	42 kg	5000 mm
3 m + 3 m	3,0 m	1400 mm	1200 mm	57 kg	6000 mm
4 m + 3 m	4,0 m	1400 mm	1200 mm	63 kg	7000 mm



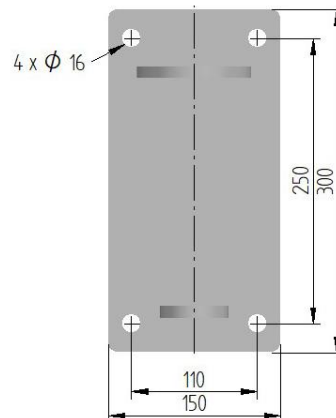
Flexi Extraction-Cranes 6m-9m

Crane+Arm	L1	L2	Weight	Total Length
2 m + 4 m	2,0 m	600 mm	47 kg	6000 mm
3 m + 4 m	3,0 m	600 mm	62 kg	7000 mm
4 m + 4 m	4,0 m	600 mm	68 kg	8000 mm
2 m + 5 m	2,0 m	1700 mm	51 kg	7000 mm
3 m + 5 m	3,0 m	1700 mm	66 kg	8000 mm
4 m + 5 m	4,0 m	1700 mm	73 kg	9000 mm

Wallbracket



Wallbracket Measures(mm)



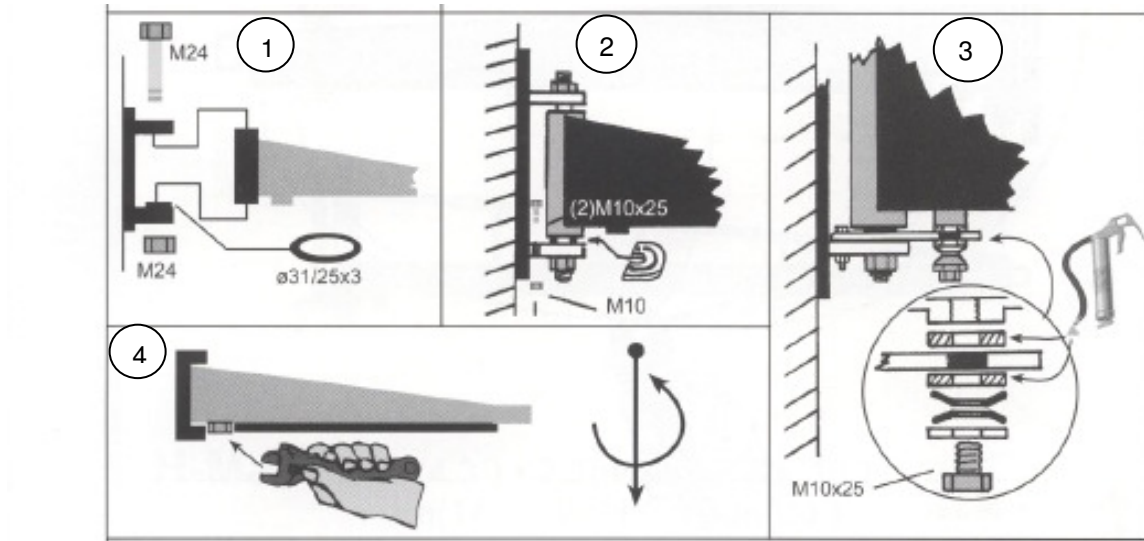
Pressure Drop Pa. Flexi Extraction-Crane 4m-9m.

Ø 160mm							
	Extract.-Crane	500m³/h	600m³/h	700m³/h	800m³/h	900m³/h	1.000m³/h
	5m	250 Pa	330 Pa	490 Pa	650 Pa	820 Pa	1.080 Pa
	6m	260 Pa	350 Pa	510 Pa	680 Pa	860 Pa	1.130 Pa
	7m	270 Pa	370 Pa	540 Pa	710 Pa	900 Pa	1.180 Pa
	8m	290 Pa	380 Pa	560 Pa	740 Pa	935 Pa	1.220 Pa
9m	300 Pa	400 Pa	540 Pa	770 Pa	970 Pa	1.260 Pa	

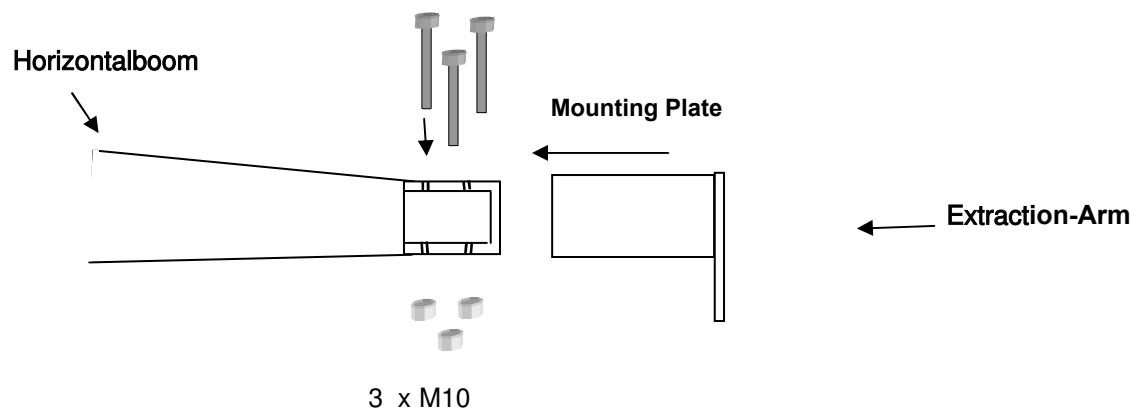
Ø 200mm					
	Extract.-Crane	1.200m³/h	1.600 m³/h	2.000 m³/h	2.400 m³/h
	4m	290 Pa	520 Pa	730 Pa	1.200 Pa
	5m	310 Pa	560 Pa	770 Pa	1.280 Pa
	6m	330 Pa	590 Pa	810 Pa	1.360 Pa
	7m	360 Pa	620 Pa	870 Pa	1.440 Pa
8m	390 Pa	660 Pa	900 Pa	1.520 Pa	
9m	400 Pa	700 Pa	950 Pa	1.600 Pa	

MOUNTING INSTRUCTION FLEXI Extraction-Crane.

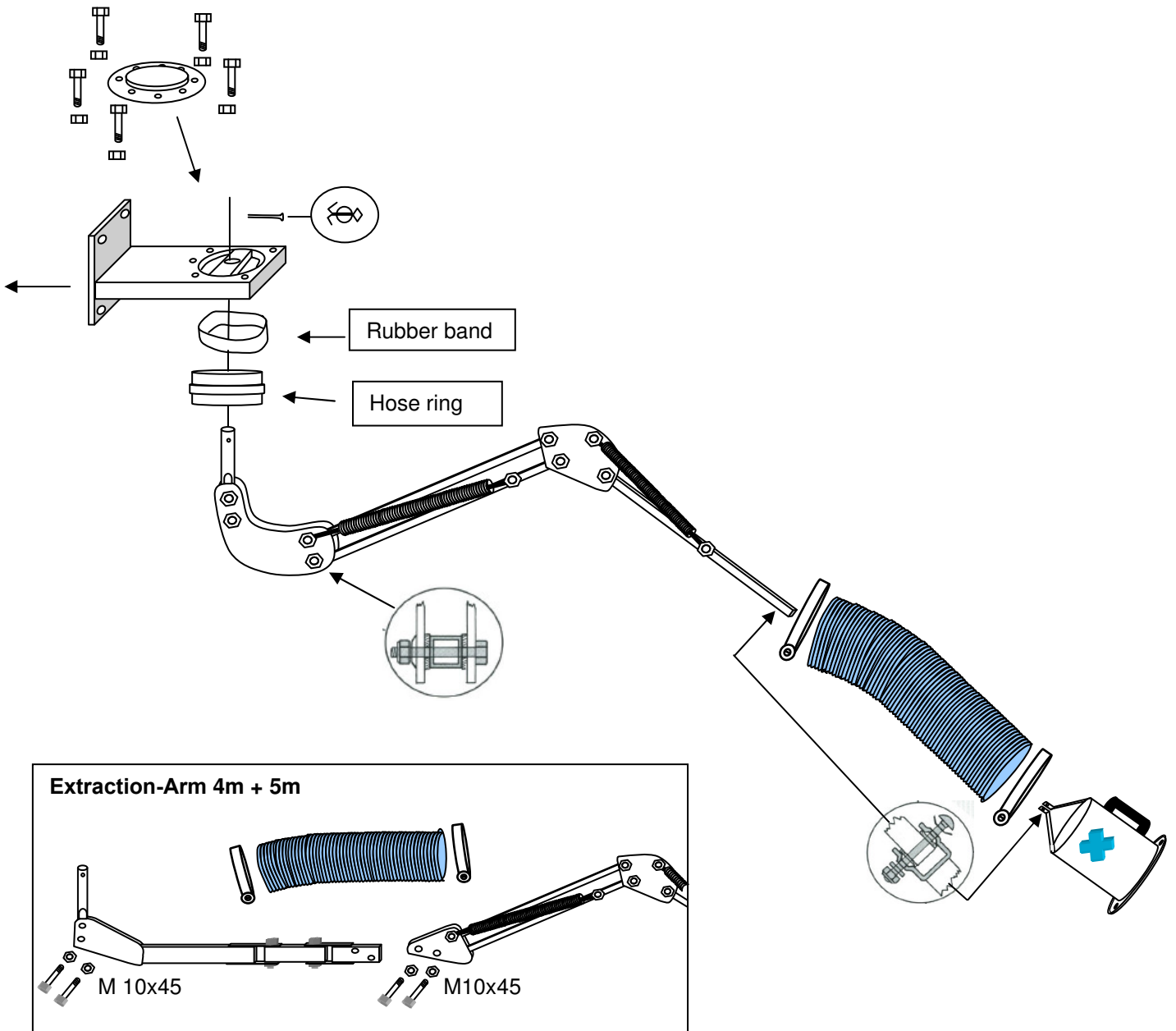
A. Horizontal Boom.



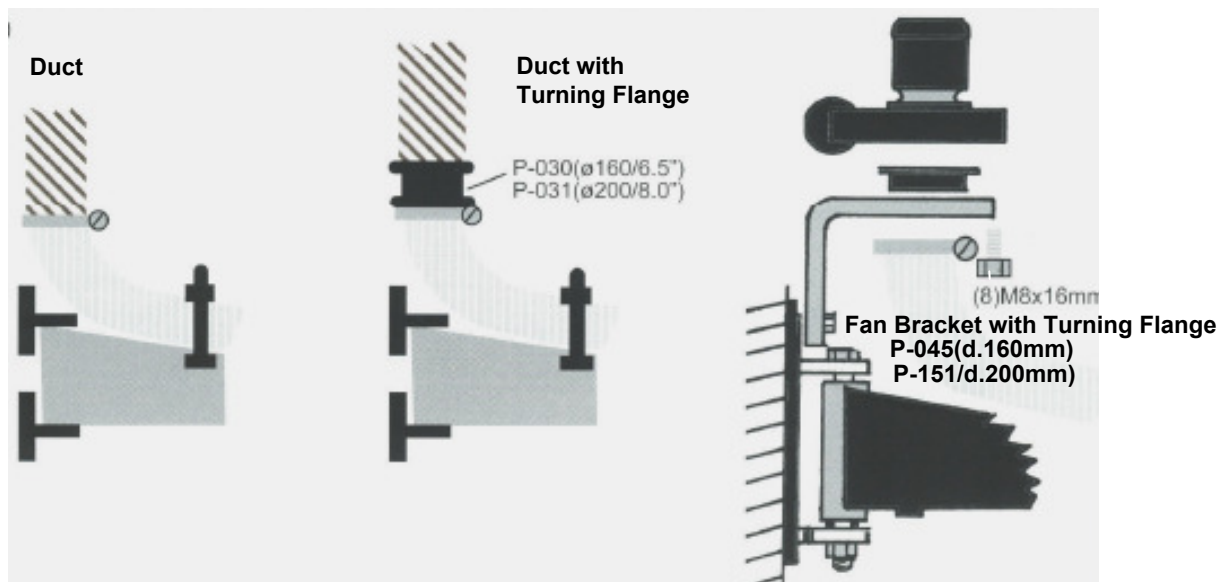
B. Mounting Plate.



C. Extraction-Arm 2m, 3m, 4m, 5m.



D. Connection to Central Extraction System or with separate Fan.





Declaration of conformity

We, J. Plymoth AB, declare under our sole responsibility that the product lines **Flexa, Chemikus, Flexi, Super-Max and Super-Vac** to which this declaration relates is in conformity with Directives 2006/42/EC and Standards EN ISO 12100:2010 and EN ISO20607;2019.

J. Plymoth AB
Traryds Allen 4D
28772 Traryd

A handwritten signature in blue ink, appearing to read 'Jenny Nilsson', is written over the printed name and title.

Jenny Nilsson
Verkställande Direktör

2023-01-01